

COLLECTIONS 2025

INDEX

STONEPIETRE 012

MARBLEMARMI 094

CONTEMPORARYCONTEMPORANEO 112

WOODLEGNI 178

SPESSORATI 1.4/2.0 210

INFOTECH 222

PACKING LIST 254

94_EVO 136

AMBOISE 042

AR_GENT 060

ART BY SICHENIA INDUSTRIAL 152

BLOCK 166

CHATEAUX 074

CHANTILLY 014

CON_CRETE 114

COPICO 126

CREMA LUNA 022

ESSENZE 202

ME_TAL 160

MINI 130

MUS_EUM 108

NATURE 206

P_ARKETT 180

PAVÉ 3.0 082

PAVÉ AR_GENT 068

PAVÉ BRICK 174

PAVÉ DELLE ALPI 032

PAVÉ WALL 30.90 056

PAVÉ WALL ARDES 070

PAVÉ WALL DOLMEN 086

PAVÉ WALL HOUSE 090

PRESTIGE 096

PROGETTO S7 148

SHER_WOOD 188

SILVIS 196

TRONÇAIS 192

L'AZIENDA

THE COMPANY.
LA SOCIÉTÉ.
DAS UNTERNEHMEN.

- **1973**
Le famiglie Cuoghi e Rompianesi fondano a Sassuolo Sichenia SpA
- **1980**
Sichenia Gruppo Ceramiche SpA è costituita (tre stabilimenti produttivi)
- **1981**
Acquisizione del marchio 7Bello (di cui è socia Caterina Caselli)
- **1982**
Inizia la produzione di Gres Porcellanato
- **1982-1985**
Lancio delle innovative serie Monosiker, MonoGres, Durasker e Cuore di Pietra
- **1986**
Acquisizione di Ceramica Record SpA
- **1993**
La famiglia Rompianesi ottiene il controllo di Sichenia Gruppo Ceramiche SpA
- **1994**
L'iconica serie Pavè è presentata al Cersaie
- **1995**
Lo spessore 32mm di Pavè Magnum e Techstone Maxi conquistano il mercato
- **2005**
Nasce il marchio di alta gamma "Phorma"
- **2010**
Nasce la linea di lusso "Maison di Sichenia"
- **2017**
Nuova Compagine Societaria
- **2018-2020**
Totale rinnovo delle linee di rettifica e smalteria
- **2023**
La tecnologia brevettata "Stucco Facile" viene presentata al Cersaie
- **2024**
La serie Pavè delle Alpi celebra 30 anni di Sichenia
- **2024**
Premio ADI Stucco Facile - Cersaie

Sichenia da 50 anni rappresenta una realtà internazionale. Produciamo e realizziamo piastrelle in gres porcellanato per pavimenti e rivestimenti, spazi commerciali, pubblici e residenziali.

Sichenia has been a global supplier for the construction industry for the last 50 years. We design and produce porcelain stoneware tiles for floor and wall cladding in commercial, public and residential projects.

Depuis 50 ans Sichenia représente une réalité internationale. Nous produisons et réalisons carreaux en grès céramé pour sols et revêtements, espaces commerciaux, zones publiques et résidentielles.

Seit 50 Jahren repräsentiert Sichenia ein internationales Unternehmen. Wir produzieren und realisieren Feinsteinzeugfliesen für Böden und Wände, Gewerbeflächen, öffentliche und private Bereiche.



DESTINAZIONI D'USO

INTENDED USES.
UTILISATIONS PRÉVUES.
ANWENDUNGSBEREICHE.

-  **ABITAZIONI**
HOUSING
-  **ALBERGHI**
HOTELS
-  **BAR**
RISTORANTI
PUB RESTAURANTS
-  **LOCALI PUBBLICI**
PUBLIC SPACES
-  **STAZIONI**
TRAIN STATIONS
-  **AEROPORTI**
AIRPORTS
-  **RIVESTIMENTO**
PISCINE
INSIDE POOL COVERING
-  **CENTRI**
COMMERCIALI
MALLS
-  **TERRAZZE**
TERRACES
-  **STABILIMENTI**
BALNEARI
BEACH RESORTS
-  **PARCHEGGI**
PARKING AREAS
-  **AREE URBANE**
URBAN AREAS
-  **ZONE INDUSTRIALI**
INDUSTRIAL AREAS
-  **CAMMINAMENTI**
PISCINE
POOL DECKS
-  **GIARDINI**
PARCHI PUBBLICI
GARDEN - PUBLIC PARKS



SUPERFICI/ FORMATI

SURFACE / SIZE
SURFACE / FORMATS
OBERFLÄCHE / FORMATE

SUPERFICI | Surface

Max Matt

Grip

Superficie antiscivolo per outdoor

Matt / Soft Grip®

Superficie decisamente opaca

Spazzolato / Smooth / Satin / Brush

Superficie delicatamente Matt

Lappato / Honed

Superficie con riflettanza accennata

Glossy


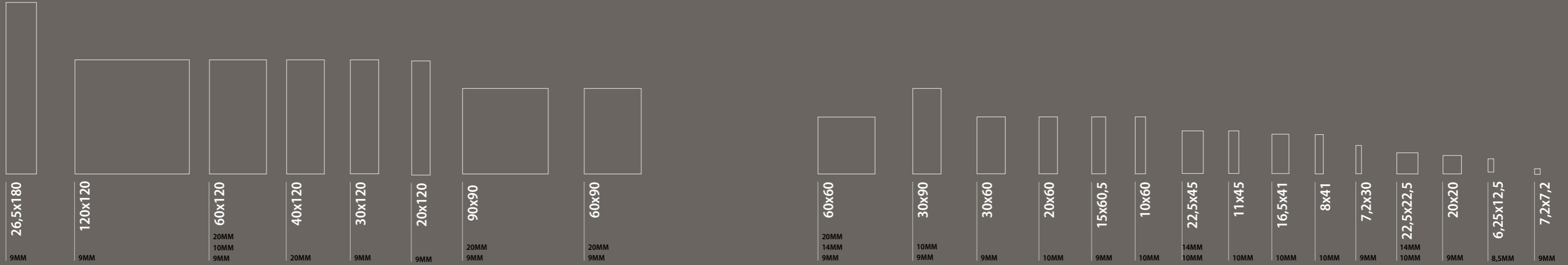
Superficie lucida

Lux

Superficie lucida a specchio

Max Shine

FORMATI | SIZE
Floor and Wall tiles



TAVOLOZZA COLORI

COLOR PALETTE.
PALETTE DE COULEURS.
DIE FARBPALETTE.

STONEPIETRE

PAVIMENTI E RIVESTIMENTI | Floor and Wall tiles. | Sols et Murs. | Bodenfliesen und Wandfliesen.

PAVÉ DELLE ALPI Porfido	PAVÉ 3.0 Cotto	CHATEAUX Cotto	PAVÉ 3.0 Taupe	CHANTILLY Mélange de Nuit	CHANTILLY Beige	PAVÉ DELLE ALPI Sestriere	AMBOISE Oro
AMBOISE Beige	CREMA LUNA Beige	CHANTILLY Mélange	CHANTILLY Crème	CREMA LUNA Cream	CHANTILLY Blanc	AR_GENT& PAVÉ AR_GENT Greige	PAVÉ DELLE ALPI Piasentina
CHATEAUX Taupe	AR_GENT& PAVÉ AR_GENT Cream	AMBOISE Bianco	CREMA LUNA Pearl	CHATEAUX Bianco	PAVÉ 3.0 Grigio	PAVÉ DELLE ALPI Quarzo Grigio	PAVÉ DELLE ALPI Granito
PAVÉ DELLE ALPI Quarzo Multicolore	CREMA LUNA Mist	AMBOISE Grigio	CREMA LUNA Urban	CHATEAUX Antracite	AR_GENT Ash	PAVÉ 3.0 Antracite	AR_GENT Dark
PAVÉ DELLE ALPI Valmalenco	PAVÉ DELLE ALPI Pietra Luserna						

RIVESTIMENTI | Wall tiles. | Murs. | Wandfliesen.

CREMA LUNA Tuscia Blend	PAVÉ DELLE ALPI Piasentina	PAVÉ DELLE ALPI Porfido	PAVÉ WALL DOLMEN Mattone	PAVÉ DELLE ALPI Sestriere	PAVÉ WALL 30X90 RIBBED Oro	PAVÉ WALL HOUSE Sabbia	PAVÉ WALL 30X90 RIBBED Beige
PAVÉ WALL DOLMEN Corda	CREMA LUNA Tuscia Cream	PAVÉ WALL 30X90 VELVET Cream	PAVÉ WALL DOLMEN Savana	PAVÉ WALL 30X90 ROWS Sunshine	PAVÉ WALL ARDES Taupe	PAVÉ WALL DOLMEN Bianco	CREMA LUNA Pearl
PAVÉ WALL 30X90 VELVET Calacatta Gold	PAVÉ WALL 30X90 ROWS Zebrino	PAVÉ WALL 30X90 RIBBED Bianco	PAVÉ WALL ARDES Bianco	PAVÉ WALL HOUSE Bianco	PAVÉ WALL 30X90 ROWS White	PAVÉ WALL DOLMEN Fumo	PAVÉ DELLE ALPI Quarzo Multicolore
PAVÉ DELLE ALPI Pietra Luserna	PAVÉ DELLE ALPI Granito	PAVÉ DELLE ALPI Quarzo Grigio	PAVÉ WALL 30X90 VELVET Amazing Grey	PAVÉ WALL 30X90 RIBBED Grigio	PAVÉ WALL 30X90 VELVET Greige	PAVÉ WALL HOUSE Genere	CREMA LUNA Mist
PAVÉ WALL ARDES Greige	PAVÉ WALL HOUSE Muschio	PAVÉ WALL ARDES Grafite	PAVÉ WALL ARDES Antracite	PAVÉ DELLE ALPI Valmalenco	PAVÉ WALL 30X90 VELVET Saint Laurent	PAVÉ WALL DOLMEN Nero	

MARBLEMARMI

PAVIMENTI E RIVESTIMENTI | Floor and Wall tiles. | Sols et Murs. | Bodenfliesen und Wandfliesen.

PRESTIGE Onix	PRESTIGE Dolomite	PRESTIGE Calacatta Gold	MUS_EUM Statuario	PRESTIGE Arabesque	MUS_EUM Amazing Grey	PRESTIGE Palissandro	COPICO Grey
COPICO Blue	PRESTIGE Port Laurent	MUS_EUM Saint Laurent	PRESTIGE Travertine	MUS_EUM Travertino Navona	COPICO Cream	COPICO Brown	

CONTEMPORARYCONTEMPORANEO

PAVIMENTI E RIVESTIMENTI | Floor and Wall tiles. | Sols et Murs. | Bodenfliesen und Wandfliesen.

94_EVO Bianco di Spagna	PROGETTO S7 Bianco	94_EVO Terra di Vicenza	CON_CRETE Bianco	PAVÉ BRICK Sbiancato	BLOCK Ice	BLOCK Powder	94_EVO Mica Perlata
94_EVO Grigio Cromo	CON_CRETE Grigio Cenere	BLOCK Mud	PROGETTO S7 Grigio	CON_CRETE Grigio Basalto	BLOCK Grey	ME_TAL Silver	BLOCK Graphite
CON_CRETE Antracite	94_EVO Nero Fumo	PROGETTO S7 Nero	ME_TAL Black	ME_TAL Dark Blue	PROGETTO S7 Blu	94_EVO Blu D'Egitto	PROGETTO S7 Verde
94_EVO Verde di Nicosia	ME_TAL Rust	94_EVO Terra Arabica	CON_CRETE Cappuccino	ME_TAL Pearl	CON_CRETE Beige	PAVÉ BRICK Naturale	94_EVO Terra d'Umbria
PROGETTO S7 Rosa	94_EVO Ocra del Marocco	PROGETTO S7 Ocra	PAVÉ BRICK Cotto	ME_TAL Corten			

WOODLEGNI

PAVIMENTI E RIVESTIMENTI | Floor and Wall tiles. | Sols et Murs. | Bodenfliesen und Wandfliesen.

TRONÇAIS Bianco	ESSENZE Larice	NATURE Avorio	TRONÇAIS Neutro	SHER_WOOD Cream	SILVIS Acero	ESSENZE Abete	SHER_WOOD Beige
ESSENZE Rovere	TRONÇAIS Miele	P_ARKETT Linz	SHER_WOOD Honey	SILVIS Rovere	TRONÇAIS Cognac	P_ARKETT Thun	SILVIS Larice
P_ARKETT Tirol	P_ARKETT Graz	SILVIS Mogano	SHER_WOOD Red Brown	SILVIS Noce	TRONÇAIS Duna	NATURE Cenere	TRONÇAIS Sage

STONEPIETRE

GRES PORCELLANATO
PORCELAIN STONEWARE . GRÈS CÉRAME . FEINSTEINZEUG

012


CHANTILLY	014
CREMA LUNA	022
PAVÉ DELLE ALPI	032
AMBOISE	042
PAVÉ WALL 30.90	056
AR_GENT	060
PAVÉ AR_GENT	068
PAVÉ WALL ARDES	070
CHATEAUX	074
PAVÉ 3.0	082
PAVÉ WALL DOLMEN	086
PAVÉ WALL HOUSE	090

CHANTILLY

GRES PORCELLANATO . PORCELAIN STONEWARE . GRÉS CÉRAME . FEINSTEINZEUG




BLANC




CRÈME



BEIGE



MÉLANGE



MÉLANGE DE NUIT

016



017

Indoor: 60x90 . 24"x36" - 60x60 . 24"x24" - 30x60 . 12"x24" - 30x30 . 12"x12" Mélange de Nuit Chipped Ret - NATURALE
Outdoor: 60x90 . 24"x36" - 60x60 . 24"x24" - 30x60 . 12"x24" Mélange de Nuit Chipped Ret - GRIP

CHANTILLY


GRES PORCELLANATO . PORCELAIN STONEWARE . GRÈS CÉRAMÉ . FEINSTEINZEUG

BLANC



197721 - 60x90 . 24"x36"
Chipped Ret - NATURALE

PM - 46,80




197741 - 60x60 . 24"x24"
Chipped Ret - NATURALE

PM - 40,50



197761 - 30x60 . 12"x24"
Chipped Ret - NATURALE

PM - 40,50



197891 - 30x30 . 12"x12"
Chipped Ret - NATURALE

PM - 40,50



BEIGE



197723 - 60x90 . 24"x36"
Chipped Ret - NATURALE

PM - 46,80

197873 - 60x90 . 24"x36"
Chipped Ret - GRIP

PM - 46,80



197743 - 60x60 . 24"x24"
Chipped Ret - NATURALE

PM - 40,50



197763 - 30x60 . 12"x24"
Chipped Ret - NATURALE

PM - 40,50



197893 - 30x30 . 12"x12"
Chipped Ret - NATURALE

PM - 40,50

018

CRÈME




197722 - 60x90 . 24"x36"
Chipped Ret - NATURALE

PM - 46,80

197872 - 60x90 . 24"x36"
Chipped Ret - GRIP

PM - 46,80




197742 - 60x60 . 24"x24"
Chipped Ret - NATURALE

PM - 40,50



197762 - 30x60 . 12"x24"
Chipped Ret - NATURALE

PM - 40,50



197892 - 30x30 . 12"x12"
Chipped Ret - NATURALE

PM - 40,50

CHANTILLY 20MM

GRES PORCELLANATO . PORCELAIN STONEWARE . GRÈS CÉRAMÉ . FEINSTEINZEUG



CRÈME



197782 - 60x90 . 24"x36"
Chipped Ret - GRIP

PM - 76,50

BEIGE



197783 - 60x90 . 24"x36"
Chipped Ret - GRIP

PM - 76,50



SVILUPPO GRAFICO / PATTERNS

60x90	28 Facce differenti / Different Patterns
60x60	28 Facce differenti / Different Patterns
30x60	56 Facce differenti / Different Patterns
30x30	112 Facce differenti / Different Patterns

ATTENZIONE . BE CAREFUL . ATTENTION . ACHTUNG

Nella posa modulare è obbligatoria la fuga di 2 mm.
When laying different sizes tiles envisaged for modular laying, a gap of 2 mm is required.
La pose modulaire exige obligatoirement un joint de 2 mm.
Bei Modul-Verlegung sind 2 mm Fuge empfehlenswert.

019

CHANTILLY

GRES PORCELLANATO . PORCELAIN STONWARE . GRÈS CÉRAME . FEINSTEINZEUG



MÉLANGE



- 197724** - 60x90 . 24"x36"
Chipped Ret - NATURALE PM - 46,80
- 199044** - 60x90 . 24"x36"
Chipped Ret - SOFT GRIP PM - 46,80
- 197874** - 60x90 . 24"x36"
Chipped Ret - GRIP PM - 46,80



- 197764** - 30x60 . 12"x24"
Chipped Ret - NATURALE PM - 40,50
- 198834** - 30x60 . 12"x24"
Chipped Ret - SOFT GRIP PM - 40,50



- 197744** - 60x60 . 24"x24"
Chipped Ret - NATURALE PM - 40,50
- 198814** - 60x60 . 24"x24"
Chipped Ret - SOFT GRIP PM - 40,50



- 197894** - 30x30 . 12"x12"
Chipped Ret - NATURALE PM - 40,50




"PRODOTTO CON MARCATÀ STONALIZZAZIONE CROMATICA"
"PRODUCT WITH SIGNIFICANT SHADE VARIATION"
"PRODUIT AVEC NUANCE DE COULEUR MARQUÉE"
"PRODUKT MIT AUSGEPRÄGTER FARBSCHÄTTIERUNG"

MÉLANGE DE NUIT




- 197725** - 60x90 . 24"x36"
Chipped Ret - NATURALE PM - 46,80
- 199045** - 60x90 . 24"x36"
Chipped Ret - SOFT GRIP PM - 46,80
- 197875** - 60x90 . 24"x36"
Chipped Ret - GRIP PM - 46,80



- 197765** - 30x60 . 12"x24"
Chipped Ret - NATURALE PM - 40,50
- 198835** - 30x60 . 12"x24"
Chipped Ret - SOFT GRIP PM - 40,50



- 197745** - 60x60 . 24"x24"
Chipped Ret - NATURALE PM - 40,50
- 198815** - 60x60 . 24"x24"
Chipped Ret - SOFT GRIP PM - 40,50



- 197895** - 30x30 . 12"x12"
Chipped Ret - NATURALE PM - 40,50



"PRODOTTO CON MARCATÀ STONALIZZAZIONE CROMATICA"
"PRODUCT WITH SIGNIFICANT SHADE VARIATION"
"PRODUIT AVEC NUANCE DE COULEUR MARQUÉE"
"PRODUKT MIT AUSGEPRÄGTER FARBSCHÄTTIERUNG"

CHANTILLY 20MM

GRES PORCELLANATO . PORCELAIN STONWARE . GRÈS CÉRAME . FEINSTEINZEUG



MÉLANGE



- 197784** - 60x90 . 24"x36"
Chipped Ret - GRIP PM - 76,50

MÉLANGE DE NUIT



- 197785** - 60x90 . 24"x36"
Chipped Ret - GRIP PM - 76,50

V4



SVILUPPO GRAFICO / PATTERNS

- 60x90 **28** Facce differenti / Different Patterns
- 60x60 **28** Facce differenti / Different Patterns
- 30x60 **56** Facce differenti / Different Patterns
- 30x30 **112** Facce differenti / Different Patterns

"PRODOTTO CON MARCATÀ STONALIZZAZIONE CROMATICA"
"PRODUCT WITH SIGNIFICANT SHADE VARIATION"
"PRODUIT AVEC NUANCE DE COULEUR MARQUÉE"
"PRODUKT MIT AUSGEPRÄGTER FARBSCHÄTTIERUNG"

- Per una resa estetica migliore, è consigliabile aprire diverse scatole contemporaneamente e mescolare piastrelle provenienti da scatole diverse.
- For a better aesthetic installation, it is advisable to open several boxes at the same time and mix tiles from different boxes.
- Pour un meilleur rendement esthétique, il est conseillé d'ouvrir plusieurs cartons en même temps et de mélanger les carreaux de différents cartons.
- Um ein besseres ästhetisches Ergebnis zu erzielen, empfehlen wir Ihnen, mehrere Kartons gleichzeitig zu öffnen und Fliesen aus verschiedenen Kartons zu mischen.

PEZZI SPECIALI 9MM . SPECIAL PIECES . PIÈCES SPÉCIALES . SPEZIALTEILE

9 mm

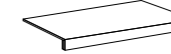
Infotech p. 238



PL - 13,50

Battiscopa
6x60 . 2"x24" Chipped Ret - NATURALE

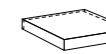
- 197911** - Blanc
- 197912** - Crème
- 197913** - Beige
- 197914** - Mélange
- 197915** - Mélange de Nuit



PP - 145,00

Gradino Costa Retta
33x60 . 13"x24" Chipped Ret - NATURALE

- 197921** - Blanc
- 197922** - Crème
- 197923** - Beige
- 197924** - Mélange
- 197925** - Mélange de Nuit



PP - 156,00

Angolo Gradino Costa Retta
33x33 . 13"x13" Chipped Ret - NATURALE

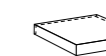
- 197931** - Blanc
- 197932** - Crème
- 197933** - Beige
- 197934** - Mélange
- 197935** - Mélange de Nuit



PP - 145,00

Gradino Costa Retta
33x60 . 13"x24" Chipped Ret - SOFT GRIP

- 199054** - Mélange
- 199055** - Mélange de Nuit



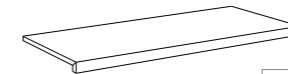
PP - 156,00

Angolo Gradino Costa Retta
33x33 . 13"x13" Chipped Ret - SOFT GRIP

- 199064** - Mélange
- 199065** - Mélange de Nuit

PEZZI SPECIALI 20MM . SPECIAL PIECES . PIÈCES SPÉCIALES . SPEZIALTEILE

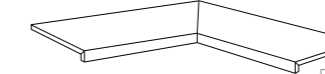
20 mm



PP - 265,00

Gradino Costa Retta
33x90 . 13"x36" Chipped Ret - GRIP

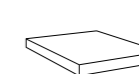
- 197942** - Crème
- 197943** - Beige
- 197944** - Mélange
- 197945** - Mélange de Nuit



PP - 620,00

Angolo Int. Gradino Costa Retta
33x90 . 13"x36" Chipped Ret - GRIP

- 197952** - Crème
- 197953** - Beige
- 197954** - Mélange
- 197955** - Mélange de Nuit



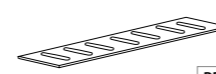
PP - 140,00

Angolo Est. Gradino Costa Retta
33x33 . 13"x13" Chipped Ret - GRIP

- 197962** - Crème
- 197963** - Beige
- 197964** - Mélange
- 197965** - Mélange de Nuit

PEZZI SPECIALI 21MM . SPECIAL PIECES . PIÈCES SPÉCIALES . SPEZIALTEILE

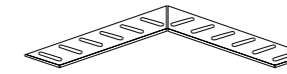
21 mm



PP - 85,00

Griglia
20x60 . 8"x24" Ret - GRIP

- 197972** - Crème
- 197973** - Beige
- 197974** - Mélange
- 197975** - Mélange de Nuit



PP - 210,00

Angolo Griglia
20x60 . 8"x24" Ret - GRIP

- 197982** - Crème
- 197983** - Beige
- 197984** - Mélange
- 197985** - Mélange de Nuit

CREMA LUNA



GRES PORCELLANATO . PORCELAIN STONEWARE . GRÈS CÉRAME . FEINSTEINZEUG

PEARL

CREAM

BEIGE

MIST

URBAN



024



025



Pavimento . Floor: Pearl 60x120 . 24"x48" Ret - MATT
Rivestimento . Wall Tile: Mist 60x120 .24"x48" Ret - Bambus MATT

CREMA LUNA

GRES PORCELLANATO . PORCELAIN STONWARE . GRÈS CÉRAME . FEINSTEINZEUG



PEARL



198151 - 90x90 . 36"x36"
Ret - MATT PM - 48,50



198051 - 60x120 . 24"x48"
Ret - MATT PM - 48,50

198071 - 60x120 . 24"x48"
Ret - Bocciardato SOFT GRIP PM - 51,50

CREAM




198152 - 90x90 . 36"x36"
Ret - MATT PM - 48,50



198052 - 60x120 . 24"x48"
Ret - MATT PM - 48,50

198072 - 60x120 . 24"x48"
Ret - Bocciardato SOFT GRIP PM - 51,50

026




198091 - 60x60 . 24"x24"
Ret - MATT PM - 39,90



198111 - 60x120 . 24"x48"
Ret - Bambus MATT PM - 63,00


027



198092 - 60x60 . 24"x24"
Ret - MATT PM - 39,90




198112 - 60x120 . 24"x48"
Ret - Bambus MATT PM - 63,00



198731 - 30x60 . 12"x24"
Ret - MATT PM - 39,90

198551 - 30x60 . 12"x24"
Ret - Bocciardato SOFT GRIP PM - 39,90




198131 - 20x60 . 8"x24"
Tuscia Pearl - Muretto **10mm** PM - 57,00



198732 - 30x60 . 12"x24"
Ret - MATT PM - 39,90

198552 - 30x60 . 12"x24"
Ret - Bocciardato SOFT GRIP PM - 39,90



198132 - 20x60 . 8"x24"
Tuscia Cream - Muretto **10mm** PM - 57,00



198136 - 20x60 . 8"x24"
Tuscia Blend - Muretto **10mm** PM - 57,00



CREMA LUNA

GRES PORCELLANATO . PORCELAIN STONWARE . GRÈS CÉRAME . FEINSTEINZEUG

BEIGE




198153 - 90x90 . 36"x36"
Ret - MATT PM - 48,50



198053 - 60x120 . 24"x48"
Ret - MATT PM - 48,50

198073 - 60x120 . 24"x48"
Ret - Bocciardato SOFT GRIP PM - 51,50



198093 - 60x60 . 24"x24"
Ret - MATT PM - 39,90



198113 - 60x120 . 24"x48"
Ret - Bambus MATT PM - 63,00



198733 - 30x60 . 12"x24"
Ret - MATT PM - 39,90

198553 - 30x60 . 12"x24"
Ret - Bocciardato SOFT GRIP PM - 39,90



198136 - 20x60 . 8"x24"
Tuscia Blend - Muretto **10mm** PM - 57,00



MIST




198154 - 90x90 . 36"x36"
Ret - MATT PM - 48,50



198054 - 60x120 . 24"x48"
Ret - MATT PM - 48,50

198074 - 60x120 . 24"x48"
Ret - Bocciardato SOFT GRIP PM - 51,50



198094 - 60x60 . 24"x24"
Ret - MATT PM - 39,90



198114 - 60x120 . 24"x48"
Ret - Bambus MATT PM - 63,00



198734 - 30x60 . 12"x24"
Ret - MATT PM - 39,90

198554 - 30x60 . 12"x24"
Ret - Bocciardato SOFT GRIP PM - 39,90



198134 - 20x60 . 8"x24"
Tuscia Mist - Muretto **10mm** PM - 57,00



198136 - 20x60 . 8"x24"
Tuscia Blend - Muretto **10mm** PM - 57,00



CREMA LUNA

GRES PORCELLANATO . PORCELAIN STONEWARE . GRÉS CÉRAME . FEINSTEINZEUG



URBAN



198155 - 90x90 . 36"x36"
Ret - MATT PM - 48,50



198055 - 60x120 . 24"x48"
Ret - MATT PM - 48,50


198075 - 60x120 . 24"x48"
Ret - Bocciardato SOFT GRIP PM - 51,50



198095 - 60x60 . 24"x24"
Ret - MATT PM - 39,90



198115 - 60x120 . 24"x48"
Ret - Bambus MATT PM - 63,00



198735 - 30x60 . 12"x24"
Ret - MATT PM - 39,90

198555 - 30x60 . 12"x24"
Ret - Bocciardato SOFT GRIP PM - 39,90

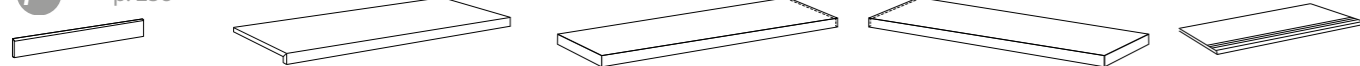


198136 - 20x60 . 8"x24"
Tuscia Blend - Muretto 10mm PM - 57,00



PEZZI SPECIALI 9MM . SPECIAL PIECES . PIÈCES SPÉCIALES . SPEZIALTEILE

infotech p. 238




- | | | | | |
|---|--|--|--|---|
| PL - 13,50
Battiscopa
6x60 . 2"x24" Ret - MATT
198201 - Pearl
198202 - Cream
198203 - Beige
198204 - Mist
198205 - Urban | PP - 250,00
Gradino Costa Retta
33x120 . 13"x48" Ret - MATT
198231 - Pearl
198232 - Cream
198233 - Beige
198234 - Mist
198235 - Urban | PP - 300,00
Angolo Gradino Costa Retta DX
33x120 . 13"x48" Ret - MATT
198241 - Pearl
198242 - Cream
198243 - Beige
198244 - Mist
198245 - Urban | PP - 300,00
Angolo Gradino Costa Retta SX
33x120 . 13"x48" Ret - MATT
198251 - Pearl
198252 - Cream
198253 - Beige
198254 - Mist
198255 - Urban | PL - 68,00
Gradino Becco di Civetta con Righe
30x60 . 12"x24" Ret - MATT
198211 - Pearl
198212 - Cream
198213 - Beige
198214 - Mist
198215 - Urban |
|---|--|--|--|---|

CREMA LUNA 20MM

GRES PORCELLANATO . PORCELAIN STONEWARE . GRÉS CÉRAME . FEINSTEINZEUG



CREAM



198172 - 90x90 . 36"x36"
Ret - Bocciardato GRIP 20mm PM - 77,50

198272 - 60x120 . 24"x48"
Ret - Bocciardato GRIP 20mm PM - 77,50

198702 - 60x60 . 24"x24"
Ret - Bocciardato GRIP 20mm PM - 66,00

MIST



198174 - 90x90 . 36"x36"
Ret - Bocciardato GRIP 20mm PM - 77,50

198274 - 60x120 . 24"x48"
Ret - Bocciardato GRIP 20mm PM - 77,50

198704 - 60x60 . 24"x24"
Ret - Bocciardato GRIP 20mm PM - 66,00

URBAN



198175 - 90x90 . 36"x36"
Ret - Bocciardato GRIP 20mm PM - 77,50

198275 - 60x120 . 24"x48"
Ret - Bocciardato GRIP 20mm PM - 77,50

198705 - 60x60 . 24"x24"
Ret - Bocciardato GRIP 20mm PM - 66,00

V2

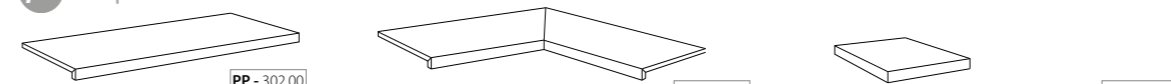
SVILUPPO GRAFICO / PATTERNS

- | | |
|--------------------|---|
| 60x120 | 8 Facce differenti / Different Patterns |
| 90x90 | 8 Facce differenti / Different Patterns |
| 60x60 | 16 Facce differenti / Different Patterns |
| 30x60 | 32 Facce differenti / Different Patterns |
| 20x60 Tuscia | 18 Facce differenti / Different Patterns |
| 20x60 Tuscia Blend | 30 Facce differenti / Different Patterns |

PEZZI SPECIALI . SPECIAL PIECES . PIÈCES SPÉCIALES . SPEZIALTEILE

20 mm

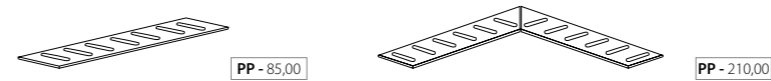
infotech p. 238



- | | | |
|--|--|---|
| PP - 302,00
Gradino Costa Retta
33x120 . 13"x48" Ret - Bocciardato GRIP
198282 - Cream
198284 - Mist
198285 - Urban | PP - 757,00
Angolo Int. Gradino Costa Retta
33x120 . 13"x48" Ret - Bocciardato GRIP
198292 - Cream
198294 - Mist
198295 - Urban | PP - 168,00
Angolo Est. Gradino Costa Retta
33x33 . 13"x13" Ret - Bocciardato GRIP
198302 - Cream
198304 - Mist
198305 - Urban |
|--|--|---|

PEZZI SPECIALI . SPECIAL PIECES . PIÈCES SPÉCIALES . SPEZIALTEILE

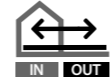
21 mm



- | | |
|---|---|
| PP - 85,00
Griglia
20x60 . 8"x24" Ret - Bocciardato GRIP
198312 - Cream
198314 - Mist
198315 - Urban | PP - 210,00
Angolo Griglia
20x60 . 8"x24" Ret - Bocciardato GRIP
198322 - Cream
198324 - Mist
198325 - Urban |
|---|---|

PAVÉ DELLE ALPI

GRES PORCELLANATO . PORCELAIN STONEWARE . GRÉS CÉRAME . FEINSTEINZEUG



GRANITO



QUARZO MULTICOLORE




PIETRA LUSERNA



PIAVESINA



SESTRIERE



VALMALENCO



QUARZO GRIGIO



PORFIDO



PAVÉ DELLE ALPI

GRES PORCELLANATO . PORCELAIN STONEWARE . GRÈS CÉRAME . FEINSTEINZEUG

GRANITO



196248 - 60x60 . 24"x24" Ret - SOFT GRIP
PM - 39,90 9 mm

195498 - 22,5x45 . 9"x18" GRIP
PM - 49,90 14 mm



195518 - 22,5x22,5 . 9"x9" GRIP
PM - 49,90 14 mm

195738 - 30x60 . 12"x24" Ret - SOFT GRIP
PM - 39,90 9 mm

195588 - 30x60 . 12"x24" Ret - GRIP
PM - 39,90 9 mm



195478 - 22,5x45 . 9"x18" GRIP
PM - 39,90 10 mm

195488 - 22,5x22,5 . 9"x9" GRIP
PM - 39,90 10 mm



197008 - 10x60 . 4"x24" Muretto
PM - 57,00 10 mm

V3 SVILUPPO GRAFICO / PATTERNS GRANITO

60x90	16	Facce differenti / Different Patterns
30x60	32	Facce differenti / Different Patterns
22,5x45	40	Facce differenti / Different Patterns
22,5x22,5	80	Facce differenti / Different Patterns
10x60 Muretto	96	Facce differenti / Different Patterns

PIETRA LUSERNA



19624A - 60x60 . 24"x24" Ret - SOFT GRIP
PM - 39,90 9 mm

19549A - 22,5x45 . 9"x18" GRIP
PM - 49,90 14 mm



19551A - 22,5x22,5 . 9"x9" GRIP
PM - 49,90 14 mm

19573A - 30x60 . 12"x24" Ret - SOFT GRIP
PM - 39,90 9 mm

19558A - 30x60 . 12"x24" Ret - GRIP
PM - 39,90 9 mm



19547A - 22,5x45 . 9"x18" GRIP
PM - 39,90 10 mm

19548A - 22,5x22,5 . 9"x9" GRIP
PM - 39,90 10 mm




19700A - 10x60 . 4"x24" Muretto
PM - 57,00 10 mm

V3 SVILUPPO GRAFICO / PATTERNS GRANITO

60x90	8	Facce differenti / Different Patterns
60x60	16	Facce differenti / Different Patterns
30x60	32	Facce differenti / Different Patterns
22,5x45	40	Facce differenti / Different Patterns
22,5x22,5	80	Facce differenti / Different Patterns
10x60 Muretto	96	Facce differenti / Different Patterns



SESTRIERE



196241 - 60x60 . 24"x24" Ret - SOFT GRIP
PM - 39,90 9 mm


195491 - 22,5x45 . 9"x18" GRIP
PM - 49,90 14 mm



195511 - 22,5x22,5 . 9"x9" GRIP
PM - 49,90 14 mm

195731 - 30x60 . 12"x24" Ret - SOFT GRIP
PM - 39,90 9 mm

195581 - 30x60 . 12"x24" Ret - GRIP
PM - 39,90 9 mm



195471 - 22,5x45 . 9"x18" GRIP
PM - 39,90 10 mm

195481 - 22,5x22,5 . 9"x9" GRIP
PM - 39,90 10 mm



197001 - 10x60 . 4"x24" Muretto
PM - 57,00 10 mm

V4 SVILUPPO GRAFICO / PATTERNS SESTRIERE

60x90 2cm	28	Facce differenti / Different Patterns
60x60	42	Facce differenti / Different Patterns
30x60	84	Facce differenti / Different Patterns
22,5x45	112	Facce differenti / Different Patterns
22,5x22,5	224	Facce differenti / Different Patterns
10x60 Muretto	48	Facce differenti / Different Patterns

QUARZO GRIGIO



196242 - 60x60 . 24"x24" Ret - SOFT GRIP
PM - 39,90 9 mm

195492 - 22,5x45 . 9"x18" GRIP
PM - 49,90 14 mm



195512 - 22,5x22,5 . 9"x9" GRIP
PM - 49,90 14 mm


195732 - 30x60 . 12"x24" Ret - SOFT GRIP
PM - 39,90 9 mm

195582 - 30x60 . 12"x24" Ret - GRIP
PM - 39,90 9 mm



195472 - 22,5x45 . 9"x18" GRIP
PM - 39,90 10 mm

195482 - 22,5x22,5 . 9"x9" GRIP
PM - 39,90 10 mm



197002 - 10x60 . 4"x24" Muretto
PM - 57,00 10 mm

V4 SVILUPPO GRAFICO / PATTERNS QUARZO GRIGIO

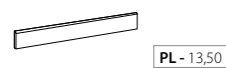
60x90 2cm	12	Facce differenti / Different Patterns
60x60	14	Facce differenti / Different Patterns
30x60	28	Facce differenti / Different Patterns
22,5x45	48	Facce differenti / Different Patterns
22,5x22,5	96	Facce differenti / Different Patterns
10x60 Muretto	48	Facce differenti / Different Patterns

034

035

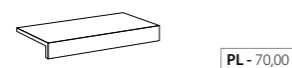
PEZZI SPECIALI . SPECIAL PIECES
PIÈCES SPÉCIALES . SPEZIALTEILE 9 mm

infotech p. 238



Battiscopa
6x60 . 2"x24" SOFT GRIP

- | | |
|--------------------------------|------------------------------------|
| 195528 - Granito | 195523 - Quarzo Multicolore |
| 19552A - Pietra Luserna | 195524 - Piasentina |
| 195521 - Sestriere | 195526 - Valmalenco |
| 195522 - Quarzo Grigio | 195525 - Porfido |

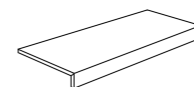


Elemento a L
15x30 . 6"x12" GRIP

- | | |
|--------------------------------|------------------------------------|
| 195538 - Granito | 195533 - Quarzo Multicolore |
| 19553A - Pietra Luserna | 195534 - Piasentina |
| 195531 - Sestriere | 195536 - Valmalenco |
| 195532 - Quarzo Grigio | 195535 - Porfido |

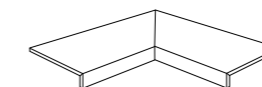
PEZZI SPECIALI . SPECIAL PIECES
PIÈCES SPÉCIALES . SPEZIALTEILE 14 mm

infotech p. 238



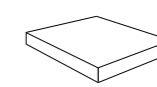
Gradino Costa Retta
17x45 . 9"x18" Ret - GRIP

- | | |
|--------------------------------|--------------------------------|
| 195668 - Granito | 195748 - Granito |
| 19566A - Pietra Luserna | 19574A - Pietra Luserna |
| 195661 - Sestriere | 195741 - Sestriere |
| 195662 - Quarzo Grigio | 195742 - Quarzo Grigio |



Angolo Int. Gradino Costa Retta
17x45 . 9"x18" Ret - GRIP

- | | |
|---------------------------|--------------------------------|
| 195968 - Granito | 19596A - Pietra Luserna |
| 195961 - Sestriere | 195962 - Quarzo Grigio |



Angolo Est. Gradino Costa Retta
17x17 . 9"x9" Ret - GRIP

- | | |
|---------------------------|--------------------------------|
| 195968 - Granito | 19596A - Pietra Luserna |
| 195961 - Sestriere | 195962 - Quarzo Grigio |

PAVÉ DELLE ALPI 20MM

GRES PORCELLANATO . PORCELAIN STONEWARE . GRÈS CÉRAME . FEINSTEINZEUG



PIETRA LUSERNA



60x90 . 24"x36" Ret - GRIP
19555A - Pietra Luserna **PM - 76,50**

SESTRIERE



60x90 . 24"x36" Ret - GRIP
195551 - Sestriere **PM - 76,50**

60x60 . 24"x24" Ret - GRIP
195681 - Sestriere **PM - 66,00**

30x60 . 12"x24" Ret - GRIP
195691 - Sestriere **PM - 68,80**

QUARZO GRIGIO



60x90 . 24"x36" Ret - GRIP
195552 - Quarzo Grigio **PM - 76,50**

60x60 . 24"x24" Ret - GRIP
195682 - Quarzo Grigio **PM - 66,00**

30x60 . 12"x24" Ret - GRIP
195692 - Quarzo Grigio **PM - 68,80**

QUARZO MULTICOLORE



60x90 . 24"x36" Ret - GRIP
195553 - Quarzo Multicolore **PM - 76,50**

60x60 . 24"x24" Ret - GRIP
195683 - Quarzo Multicolore **PM - 66,00**

30x60 . 12"x24" Ret - GRIP
195693 - Quarzo Multicolore **PM - 68,80**

VALMALENCO



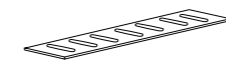
60x90 . 24"x36" Ret - GRIP
195556 - Valmalenco **PM - 76,50**

PORFIDO

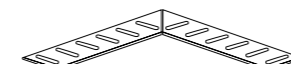


60x90 . 24"x36" Ret - GRIP
195555 - Porfido **PM - 76,50**

PEZZI SPECIALI . SPECIAL PIECES PIÈCES SPÉCIALES . SPEZIALTEILE **21 mm**



Griglia **PP - 85,00**
20x60 . 8"x24" Ret - GRIP
19570A - Pietra Luserna
195701 - Sestriere
195702 - Quarzo Grigio
195703 - Quarzo Multicolore
195706 - Valmalenco
195705 - Porfido



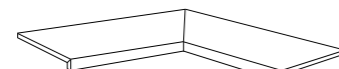
Angolo Griglia **PP - 210,00**
20x60 . 8"x24" Ret - GRIP
19571A - Pietra Luserna
195711 - Sestriere
195712 - Quarzo Grigio
195713 - Quarzo Multicolore
195716 - Valmalenco
195715 - Porfido

PEZZI SPECIALI . SPECIAL PIECES PIÈCES SPÉCIALES . SPEZIALTEILE **20 mm**

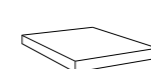
infotech p. 238



Gradino Costa Retta **PP - 145,00**
33x60 . 13"x24" Ret - GRIP
19559A - Pietra Luserna
195591 - Sestriere
195592 - Quarzo Grigio
195593 - Quarzo Multicolore
195596 - Valmalenco
195595 - Porfido



Angolo Int. Gradino Costa Retta **PP - 156,00**
33x60 . 13"x24" Ret - GRIP
19560A - Pietra Luserna
195601 - Sestriere
195602 - Quarzo Grigio
195603 - Quarzo Multicolore
195606 - Valmalenco
195605 - Porfido



Angolo Est. Gradino Costa Retta **PP - 140,00**
33x33 . 13"x13" Ret - GRIP
19561A - Pietra Luserna
195611 - Sestriere
195612 - Quarzo Grigio
195613 - Quarzo Multicolore
195616 - Valmalenco
195615 - Porfido



Pavimento . Floor: Pietra Luserna 30x60 . 12"x24" Ret - GRIP
Rivestimento . Wall tile: Pietra Luserna 10x60 . 4"x24" Muretto



040


MURETTO STUCCO FACILE

Sichenia presenta la novità tecnologica Stucco Facile®, brevettata a livello Mondiale. Questa soluzione unica consente di raggiungere un livello di finitura in cui il modulo di ogni singola piastrella scompare dalla vista una volta completata la posa. Nel muretto della Pavé delle Alpi i ciottoli hanno dimensioni e forme variegata: l'effetto visivo è simile a quello di un autentico muro in pietra naturale. Oltre alla sua estetica impressionante, il sistema Stucco Facile® offre anche vantaggi pratici. La sua progettazione intelligente semplifica il processo di installazione, garantendo una posa agevole e un risultato finale di alta qualità.

Sichenia presents the technological innovation "Stucco Facile®", patented worldwide. This unique solution allows achieving a finishing level where the module of each individual tile disappears from view once the laying is complete. In the wall of "Pavé delle Alpi", the pebbles have varied sizes and shapes: the visual effect is similar to that of an authentic natural stone wall. In addition to its impressive aesthetics, the "Stucco Facile®" system also offers practical advantages. Its intelligent design simplifies the installation process, ensuring easy laying and a final result of high quality.

Sichenia présente l'innovation technologique "Stucco Facile®", brevetée au niveau mondial. Cette solution unique permet d'atteindre un niveau de finition où le module de chaque carreau individuel disparaît de la vue une fois la pose terminée. Dans le mur de "Pavé delle Alpi", les cailloux ont des tailles et des formes variées : l'effet visuel est similaire à celui d'un véritable mur en pierre naturelle. En plus de son esthétique impressionnante, le système "Stucco Facile®" offre également des avantages pratiques. Sa conception intelligente simplifie le processus d'installation, garantissant une pose facile et un résultat final de haute qualité.

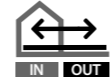
Sichenia präsentiert die weltweit patentierte technologische Neuerung "Stucco Facile®". Diese einzigartige Lösung ermöglicht einen Veredelungsgrad, bei dem das Modul jeder einzelnen Fliese nach Abschluss der Verlegung aus dem Blickfeld verschwindet. In der Mauer von "Pavé delle Alpi" haben die Kiesel unterschiedliche Größen und Formen: Der visuelle Effekt ähnelt dem eines authentischen Natursteinmurs. Neben ihrer beeindruckenden Ästhetik bietet das "Stucco Facile®"-System auch praktische Vorteile. Das intelligente Design vereinfacht den Installationsprozess und gewährleistet eine einfache Verlegung sowie ein hochwertiges Endresultat.




041

AMBOISE

GRES PORCELLANATO . PORCELAIN STONWARE . GRÈS CÉRAME . FEINSTEINZEUG



BIANCO



BEIGE



ORO



GRIGIO



042

AMBOISE STRAIGHT-EDGE

GRES PORCELLANATO . PORCELAIN STONWARE . GRÈS CÉRAMÉ . FEINSTEINZEUG

BIANCO



192731 - 90x90 . 36"x36" Ret - SOFT GRIP **PM - 56,70**
194041 - 90x90 . 36"x36" Ret - LAPPATO **PM - 74,00**



194051 - 30x90 . 12"x36" Ret - LAPPATO **PM - 74,00**



192781 - 60x120 . 24"x48" Ret - SOFT GRIP **PM - 56,70**



193221 - 60x90 . 24"x36" Ret - SOFT GRIP **PM - 50,00**



192791 - 60x60 . 24"x24" Ret - SOFT GRIP **PM - 46,70**



193541 - 30x60 . 12"x24" Ret - SOFT GRIP **PM - 46,70**



192821 - 30x30 . 12"x12" (5x5 . 2"x2")
Modulo rete Ret - SOFT GRIP
PP - 18,00



BEIGE



192732 - 90x90 . 36"x36" Ret -SOFT GRIP **PM - 56,70**
194042 - 90x90 . 36"x36" Ret - LAPPATO **PM - 74,00**



194052 - 30x90 . 12"x36" Ret - LAPPATO **PM - 74,00**



192782 - 60x120 . 24"x48" Ret - SOFT GRIP **PM - 56,70**



193222 - 60x90 . 24"x36" Ret - SOFT GRIP **PM - 50,00**



192792 - 60x60 . 24"x24" Ret - SOFT GRIP **PM - 46,70**



193542 - 30x60 . 12"x24" Ret - SOFT GRIP **PM - 46,70**



192822 - 30x30 . 12"x12" (5x5 . 2"x2")
Modulo rete Ret - SOFT GRIP
PP - 18,00

044

045



SVILUPPO GRAFICO / PATTERNS

- 90x90 **20** Facce differenti / Different Patterns
- 60x120 **20** Facce differenti / Different Patterns
- 60x90 **24** Facce differenti / Different Patterns
- 60x60 **33** Facce differenti / Different Patterns
- 30x60 **66** Facce differenti / Different Patterns

ATTENZIONE . BE CAREFUL . ATTENTION . ACHTUNG

Nella posa modulare è obbligatoria la fuga di 2 mm.
 When laying different sizes tiles envisaged for modular laying,
 a gap of 2 mm is required.
 La pose modulaire exige obligatoirement un joint de 2 mm.
 Bei Modul-Verlegung sind 2 mm Fuge empfehlenswert.

PEZZI SPECIALI . SPECIAL PIECES . PIÈCES SPÉCIALES . SPEZIALTEILE

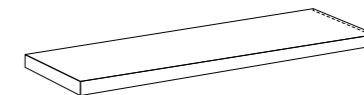


p. 238



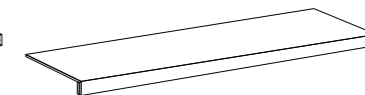
PL - 13,50

Battiscopa
 7x60 . 2,5"x24" Ret - SOFT GRIP
192831 - Bianco
192832 - Beige



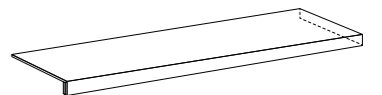
PP - 300,00

Angolo Gradino Costa Retta SX
 33x120 . 13"x48" Ret - SOFT GRIP
192861 - Bianco
192862 - Beige



PP - 250,00

Gradino Costa Retta
 33x120 . 13"x48" Ret - SOFT GRIP
192841 - Bianco
192842 - Beige



PP - 300,00

Angolo Gradino Costa Retta DX
 33x120 . 13"x48" Ret - SOFT GRIP
192851 - Bianco
192852 - Beige

AMBOISE STRAIGHT-EDGE

GRES PORCELLANATO . PORCELAIN STONWARE . GRÈS CÉRAME . FEINSTEINZEUG

ORO



192735 - 90x90 . 36"x36" Ret -SOFT GRIP **PM - 56,70**
194045 - 90x90 . 36"x36" Ret - LAPPATO **PM - 74,00**



194055 - 30x90 . 12"x36" Ret - LAPPATO **PM - 74,00**




192785 - 60x120 . 24"x48" Ret - SOFT GRIP **PM - 56,70**



193225 - 60x90 . 24"x36" Ret - SOFT GRIP **PM - 50,00**



192795 - 60x60 . 24"x24" Ret - SOFT GRIP **PM - 46,70**



193545 - 30x60 . 12"x24" Ret - SOFT GRIP **PM - 46,70**



192825 - 30x30 . 12"x12" (5x5 . 2"x2")
Modulo rete Ret - SOFT GRIP
PP - 18,00



GRIGIO



192733 - 90x90 . 36"x36" Ret -SOFT GRIP **PM - 56,70**
194043 - 90x90 . 36"x36" Ret - LAPPATO **PM - 74,00**



194053 - 30x90 . 12"x36" Ret - LAPPATO **PM - 74,00**



192783 - 60x120 . 24"x48" Ret - SOFT GRIP **PM - 56,70**




193223 - 60x90 . 24"x36" Ret - SOFT GRIP **PM - 50,00**



192793 - 60x60 . 24"x24" Ret - SOFT GRIP **PM - 46,70**



193543 - 30x60 . 12"x24" Ret - SOFT GRIP **PM - 46,70**



192823 - 30x30 . 12"x12" (5x5 . 2"x2")
Modulo rete Ret - SOFT GRIP
PP - 18,00

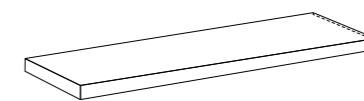
PEZZI SPECIALI . SPECIAL PIECES . PIÈCES SPÉCIALES . SPEZIALTEILE

infotech p. 238



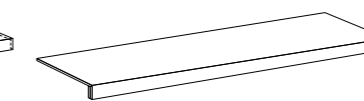
PL - 13,50

Battiscopa
 7x60 . 2,5"x24" Ret - SOFT GRIP
192835 - Oro
192833 - Grigio



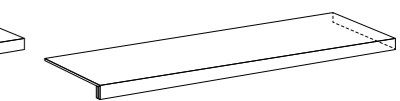
PP - 300,00

Angolo Gradino Costa Retta SX
 33x120 . 13"x48" Ret - SOFT GRIP
192865 - Oro
192863 - Grigio



PP - 250,00

Gradino Costa Retta
 33x120 . 13"x48" Ret - SOFT GRIP
192845 - Oro
192843 - Grigio



PP - 300,00

Angolo Gradino Costa Retta DX
 33x120 . 13"x48" Ret - SOFT GRIP
192855 - Oro
192853 - Grigio

AMBOISE CHIPPED-EDGE

GRES PORCELLANATO . PORCELAIN STONWARE . GRÈS CÉRAME . FEINSTEINZEUG

BIANCO



193241 - 90x90 . 36"x36" Chipped Ret - SMOOTH **PM - 58,00**



192691 - 30x60 . 12"x24" Chipped Ret - SMOOTH **PM - 48,00**



192641 - 60x90 . 24"x36" Chipped Ret - SMOOTH **PM - 51,50**

193521 - 60x90 . 24"x36" Chipped Ret - GRIP **PM - 51,50**



192661 - 60x60 . 24"x24" Chipped Ret - SMOOTH **PM - 48,00**



BEIGE



193242 - 90x90 . 36"x36" Chipped Ret - SMOOTH **PM - 58,00**



192692 - 30x60 . 12"x24" Chipped Ret - SMOOTH **PM - 48,00**

192702 - 30x60 . 12"x24" Ret Chipped - GRIP **PM - 48,00**



192642 - 60x90 . 24"x36" Chipped Ret - SMOOTH **PM - 51,50**

193522 - 60x90 . 24"x36" Chipped Ret - GRIP **PM - 51,50**



192662 - 60x60 . 24"x24" Chipped Ret - SMOOTH **PM - 48,00**

048

049



SVILUPPO GRAFICO / PATTERNS

- 90x90 **20** Facce differenti / Different Patterns
- 60x90 **24** Facce differenti / Different Patterns
- 60x60 **33** Facce differenti / Different Patterns
- 30x60 **66** Facce differenti / Different Patterns



ORO

ATTENZIONE . BE CAREFUL . ATTENTION . ACHTUNG

Nella posa modulare è obbligatoria la fuga di 2 mm.
When laying different sizes tiles envisaged for modular laying, a gap of 2 mm is required.
La pose modulaire exige obligatoirement un joint de 2 mm.
Bei Modul-Verlegung sind 2 mm Fuge empfehlenswert.

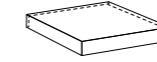
PEZZI SPECIALI . SPECIAL PIECES . PIÈCES SPÉCIALES . SPEZIALTEILE

infotech p. 238



PL - 13,50

Battiscopa
7x60 . 2,5"x24" Ret - SOFT GRIP
192831 - Bianco
192832 - Beige



PP - 156,00

Angolo Gradino Costa Retta
33x33 . 13"x13" Chipped Ret - SMOOTH
194411 - Bianco
194412 - Beige



PP - 145,00

Gradino Costa Retta
33x60 . 13"x24" Chipped Ret - SMOOTH
194401 - Bianco
194402 - Beige

AMBOISE CHIPPED-EDGE

GRES PORCELLANATO . PORCELAIN STONWARE . GRÈS CÉRAME . FEINSTEINZEUG

ORO



193245 - 90x90 . 36"x36" Chipped Ret - SMOOTH **PM - 58,00**



192695 - 30x60 . 12"x24" Chipped Ret - SMOOTH **PM - 48,00**



192645 - 60x90 . 24"x36" Chipped Ret - SMOOTH **PM - 51,50**

193525 - 60x90 . 24"x36" Chipped Ret - GRIP **PM - 51,50**



192665 - 60x60 . 24"x24" Chipped Ret - SMOOTH **PM - 48,00**



GRIGIO



193243 - 90x90 . 36"x36" Chipped Ret - SMOOTH **PM - 58,00**



192693 - 30x60 . 12"x24" Chipped Ret - SMOOTH **PM - 48,00**

192703 - 30x60 . 12"x24" Chipped Ret - GRIP **PM - 48,00**



192643 - 60x90 . 24"x36" Chipped Ret - SMOOTH **PM - 51,50**

193523 - 60x90 . 24"x36" Chipped Ret - GRIP **PM - 51,50**



192663 - 60x60 . 24"x24" Chipped Ret - SMOOTH **PM - 48,00**

050

051

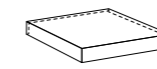
PEZZI SPECIALI . SPECIAL PIECES . PIÈCES SPÉCIALES . SPEZIALTEILE

infotech p. 238



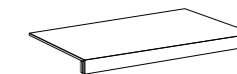
PL - 13,50

Battiscopa
7x60 . 2,5"x24" Ret - SOFT GRIP
192835 - Oro
192833 - Grigio



PP - 156,00

Angolo Gradino Costa Retta
33x33 . 13"x13" Chipped Ret - SMOOTH
194415 - Oro
194413 - Grigio



PP - 145,00

Gradino Costa Retta
33x60 . 13"x24" Chipped Ret - SMOOTH
194405 - Oro
194403 - Grigio

AMBOISE STRAIGHT-EDGE 20MM



BEIGE



193862 40x120 . 16"x48" Ret - GRIP PM - 83,30

GRIGIO



193863 40x120 . 16"x48" Ret - GRIP PM - 83,30

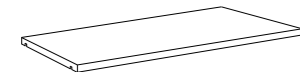
052

053

V3 SVILUPPO GRAFICO / PATTERNS
40x120 15 Facce differenti / Different Patterns

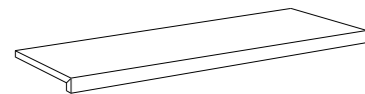
PEZZI SPECIALI . SPECIAL PIECES
PIÈCES SPÉCIALES . SPEZIALTEILE

Infotech p. 238



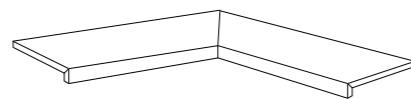
PP - 470,00

Copertina
40x120 . 16"x48" Ret - GRIP
194372 - Beige
194373 - Grigio



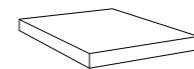
PP - 302,00

Gradino costa retta
33x120 . 13"x48" Ret - GRIP
193872 - Beige
193873 - Grigio




PP - 757,00

Angolo Interno Gradino costa retta
33x120 . 13"x48" Ret - GRIP
193882 - Beige
193883 - Grigio



PP - 168,00

Angolo Esterno Gradino costa retta
33x33 . 13"x13" Ret - GRIP
193892 - Beige
193893 - Grigio



Pavimento . Floor: Beige 60x90 . 24"x36" Ret Chipped - GRIP 20mm / Beige gradino costa retta 33x120 . 13"x48" Ret - GRIP
Rivestimento . Wall tile: Collection Pavé Wall 30.90 Ribbed Bianco 30x90 . 12"x36"

AMBOISE CHIPPED-EDGE 20MM



BIANCO



192881 - 60x90 . 24"x36" Chipped Ret - GRIP PM - 76,50

BEIGE



192882 - 60x90 . 24"x36" Chipped Ret - GRIP PM - 76,50

ORO



192885 - 60x90 . 24"x36" Chipped Ret - GRIP PM - 76,50

GRIGIO



192883 - 60x90 . 24"x36" Chipped Ret - GRIP PM - 76,50



192901 - 90x90 . 36"x36" Chipped Ret - GRIP PM - 85,00



192902 - 90x90 . 36"x36" Chipped Ret - GRIP PM - 85,00



192905 - 90x90 . 36"x36" Chipped Ret - GRIP PM - 85,00



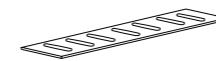
192903 - 90x90 . 36"x36" Chipped Ret - GRIP PM - 85,00

054

055

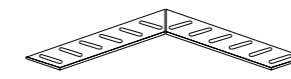
PEZZI SPECIALI . SPECIAL PIECES PIÈCES SPÉCIALES . SPEZIALTEILE

infotech p. 238



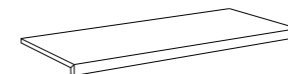
PP - 85,00

Griglia
20x60 . 8"x24" Ret - GRIP 21 mm
192941 - Bianco
192942 - Beige
192945 - Oro
192943 - Grigio



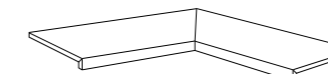
PP - 210,00

Angolo Griglia
20x60 . 8"x24" Ret - GRIP 21 mm
192951 - Bianco
192952 - Beige
192955 - Oro
192953 - Grigio



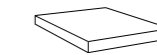
PP - 265,00

Gradino costa retta
33x90 . 13"x36" Chipped Ret - GRIP
192911 - Bianco
192912 - Beige
192915 - Oro
192913 - Grigio



PP - 620,00

Angolo Int. Gradino Costa Retta
33x90 . 13"x36" Chipped Ret - GRIP
192921 - Bianco
192922 - Beige
192925 - Oro
192923 - Grigio



PP - 140,00

Angolo Est. Gradino Costa Retta
33x33 . 13"x13" Chipped Ret - GRIP
192931 - Bianco
192932 - Beige
192935 - Oro
192933 - Grigio



ORO

SVILUPPO GRAFICO / PATTERNS

90x90 **20** Facce differenti / Different Patterns
60x90 **24** Facce differenti / Different Patterns

PAVÉ WALL 30.90

GRES PORCELLANATO . PORCELAIN STONWARE . GRÉS CÉRAME . FEINSTEINZEUG



VELVET - CALACATTA GOLD




RIBBED - BEIGE



VELVET - CREAM




RIBBED - ORO



VELVET - GREIGE



RIBBED - GRIGIO



VELVET - AMAZING GREY



ROWS - ZEBRINO



VELVET - SAINT LAURENT



ROWS - WHITE



RIBBED - BIANCO



ROWS - SUNSHINE


PAVÉ WALL 30.90 VELVET

GRES PORCELLANATO . PORCELAIN STONEWARE . GRÉS CÉRAMÉ . FEINSTEINZEUG



190001 - 30x90 . 12"x36" Cream Ret - Velvet

PM - 62,00




190005 - 30x90 . 12"x36" Amazing Grey Ret - Velvet

PM - 62,00



190002 - 30x90 . 12"x36" Greige Ret - Velvet

PM - 62,00



190006 - 30x90 . 12"x36" Saint Laurent Ret - Velvet

PM - 62,00



190004 - 30x90 . 12"x36" Calacatta Gold Ret - Velvet

PM - 62,00

PAVÉ WALL 30.90 RIBBED

GRES PORCELLANATO . PORCELAIN STONEWARE . GRÉS CÉRAMÉ . FEINSTEINZEUG



192811 - 30x90 . 12"x36" Bianco Ret - Ribbed

PM - 62,00



192812 - 30x90 . 12"x36" Beige Ret - Ribbed

PM - 62,00



192815 - 30x90 . 12"x36" Oro Ret - Ribbed

PM - 62,00



192813 - 30x90 . 12"x36" Grigio Ret - Ribbed

PM - 62,00

V3 SVILUPPO GRAFICO / PATTERNS
30x90 48 Facce differenti / Different Patterns

V4
ORO

PAVÉ WALL 30.90 ROWS

GRES PORCELLANATO . PORCELAIN STONEWARE . GRÉS CÉRAMÉ . FEINSTEINZEUG



189991 - 30x90 . 12"x36" Zebrino Ret - Rows

PM - 62,00



189992 - 30x90 . 12"x36" White Ret - Rows

PM - 62,00



189993 - 30x90 . 12"x36" Sunshine Ret - Rows

PM - 62,00

V2 SVILUPPO GRAFICO / PATTERNS
30x90 10 Facce differenti / Different Patterns


V2 SVILUPPO GRAFICO / PATTERNS
30x90 Cream 8 Facce differenti / Different Patterns
30x90 Greige 8 Facce differenti / Different Patterns
30x90 Calacatta Gold 10 Facce differenti / Different Patterns
30x90 Amazing Grey 10 Facce differenti / Different Patterns
30x90 Saint Laurent 14 Facce differenti / Different Patterns

AR_GENT


GRES PORCELLANATO . PORCELAIN STONWARE . GRÉS CÉRAME . FEINSTEINZEUG




CREAM



GREIGE



ASH



DARK

AR_GENT

GRES PORCELLANATO . PORCELAIN STONEWARE . GRÈS CÉRAME . FEINSTEINZEUG

CREAM



184442 - 60x120 . 24"x48"
Ret - MATT PM - 48,50


184842 - 60x120 . 24"x48"
Ret - GRIP PM - 50,00



185532 - 90x90 . 36"x36"
Ret - MATT PM - 48,50



184462 - 60x60 . 24"x24"
Ret - MATT PM - 39,90



184702 - 30x60 . 12"x24"
Ret - MATT PM - 39,90



185342 - 7x26 . 2,5"x10"
Chevron Dx-Sx Ret - MATT PM - 115,00



GREIGE



184443 - 60x120 . 24"x48"
Ret - MATT PM - 48,50

184843 - 60x120 . 24"x48"
Ret - GRIP PM - 50,00



185533 - 90x90 . 36"x36"
Ret - MATT PM - 48,50



184463 - 60x60 . 24"x24"
Ret - MATT PM - 39,90



184703 - 30x60 . 12"x24"
Ret - MATT PM - 39,90



185343 - 7x26 . 2,5"x10"
Chevron Dx-Sx Ret - MATT PM - 115,00

062

063

V2

SVILUPPO GRAFICO / PATTERNS

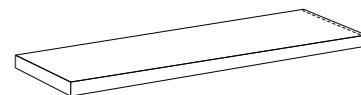
- 60x120 5 Facce differenti / Different Patterns
- 90x90 6 Facce differenti / Different Patterns
- 60x60 10 Facce differenti / Different Patterns
- 30x60 20 Facce differenti / Different Patterns

PEZZI SPECIALI . SPECIAL PIECES . PIÈCES SPÉCIALES . SPEZIALTEILE

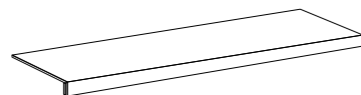
Infotech p. 238



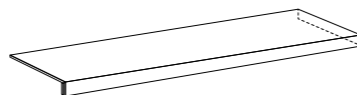
Battiscopa
7x60 . 2,5"x24" Ret - MATT
185132 - Cream PL - 13,50



Angolo Gradino Costa Retta SX
33x120 . 13"x48" Ret - MATT
185162 - Cream PP - 300,00



Gradino Costa Retta
33x120 . 13"x48" Ret - MATT
185142 - Cream PP - 250,00



Angolo Gradino Costa Retta DX
33x120 . 13"x48" Ret - MATT
185152 - Cream PP - 300,00

Angolo Gradino Costa Retta SX
33x120 . 13"x48" Ret - GRIP
185402 - Cream

Gradino Costa Retta
33x120 . 13"x48" Ret - GRIP
185382 - Cream

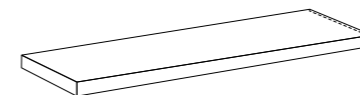
Angolo Gradino Costa Retta DX
33x120 . 13"x48" Ret - GRIP
185392 - Cream

PEZZI SPECIALI . SPECIAL PIECES . PIÈCES SPÉCIALES . SPEZIALTEILE

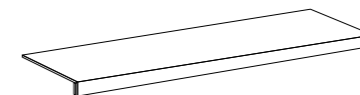
Infotech p. 238



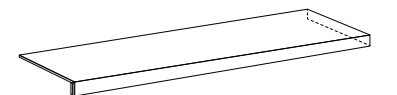
Battiscopa
7x60 . 2,5"x24" Ret - MATT
185133 - Greige PL - 13,50



Angolo Gradino Costa Retta SX
33x120 . 13"x48" Ret - MATT
185163 - Greige PP - 300,00



Gradino Costa Retta
33x120 . 13"x48" Ret - MATT
185143 - Greige PP - 250,00



Angolo Gradino Costa Retta DX
33x120 . 13"x48" Ret - MATT
185153 - Greige PP - 300,00

Angolo Gradino Costa Retta SX
33x120 . 13"x48" Ret - GRIP
185403 - Greige

Gradino Costa Retta
33x120 . 13"x48" Ret - GRIP
185383 - Greige

Angolo Gradino Costa Retta DX
33x120 . 13"x48" Ret - GRIP
185393 - Greige

AR_GENT

GRES PORCELLANATO . PORCELAIN STONEWARE . GRÈS CÉRAME . FEINSTEINZEUG

ASH



184441 - 60x120 . 24"x48"
Ret - MATT PM - 48,50

184841 - 60x120 . 24"x48"
Ret - GRIP PM - 50,00



185531 - 90x90 . 36"x36"
Ret - MATT PM - 48,50



184461 - 60x60 . 24"x24"
Ret - MATT PM - 39,90



184701 - 30x60 . 12"x24"
Ret - Mat PM - 39,90



185341 - 7x26 . 2,5"x10"
Chevron Dx-Sx Ret - MATT PM - 115,00



DARK



184444 - 60x120 . 24"x48"
Ret - MATT PM - 48,50

184844 - 60x120 . 24"x48"
Ret - GRIP PM - 50,00



185534 - 90x90 . 36"x36"
Ret - MATT PM - 48,50



184464 - 60x60 . 24"x24"
Ret - MATT PM - 39,90



184704 - 30x60 . 12"x24"
Ret - MATT PM - 39,90



185344 - 7x26 . 2,5"x10"
Chevron Dx-Sx Ret - MATT PM - 115,00

064

065

V2

SVILUPPO GRAFICO / PATTERNS

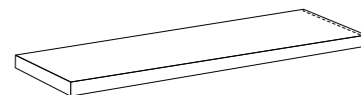
- 60x120 5 Facce differenti / Different Patterns
- 90x90 6 Facce differenti / Different Patterns
- 60x60 10 Facce differenti / Different Patterns
- 30x60 20 Facce differenti / Different Patterns

PEZZI SPECIALI . SPECIAL PIECES . PIÈCES SPÉCIALES . SPEZIALTEILE

Infotech p. 238

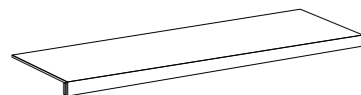


Battiscopa
7x60 . 2,5"x24" Ret - MATT
185131 - Ash



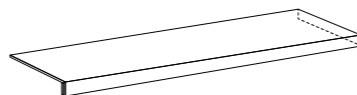
Angolo Gradino Costa Retta SX
33x120 . 13"x48" Ret - MATT
185161 - Ash

Angolo Gradino Costa Retta SX
33x120 . 13"x48" Ret - GRIP
185401 - Ash



Gradino Costa Retta
33x120 . 13"x48" Ret - MATT
185141 - Ash

Gradino Costa Retta
33x120 . 13"x48" Ret - GRIP
185381 - Ash



Angolo Gradino Costa Retta DX
33x120 . 13"x48" Ret - MATT
185151 - Ash

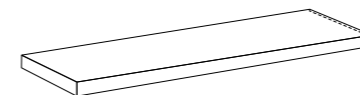
Angolo Gradino Costa Retta DX
33x120 . 13"x48" Ret - GRIP
185391 - Ash

PEZZI SPECIALI . SPECIAL PIECES . PIÈCES SPÉCIALES . SPEZIALTEILE

Infotech p. 238

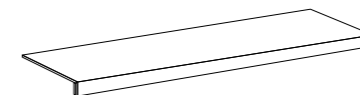


Battiscopa
7x60 . 2,5"x24" Ret - MATT
185134 - Dark



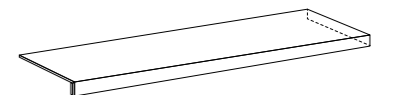
Angolo Gradino Costa Retta SX
33x120 . 13"x48" Ret - MATT
185164 - Dark

Angolo Gradino Costa Retta SX
33x120 . 13"x48" Ret - GRIP
185404 - Dark



Gradino Costa Retta
33x120 . 13"x48" Ret - MATT
185144 - Dark

Gradino Costa Retta
33x120 . 13"x48" Ret - GRIP
185384 - Dark



Angolo Gradino Costa Retta DX
33x120 . 13"x48" Ret - MATT
185154 - Dark

Angolo Gradino Costa Retta DX
33x120 . 13"x48" Ret - GRIP
185394 - Dark

AR_GENT 20MM

GRES PORCELLANATO . PORCELAIN STONWARE . GRÈS CÉRAME . FEINSTEINZEUG



GREIGE



186033 - 90x90 . 36"x36"
Ret - GRIP PM - 77,50

ASH



186031 - 90x90 . 36"x36"
Ret - GRIP PM - 77,50

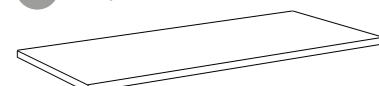
CREAM



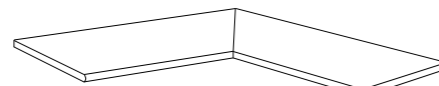
197122 - 90x90 . 36"x36"
Ret - GRIP PM - 77,50

PEZZI SPECIALI . SPECIAL PIECES . PIÈCES SPÉCIALES . SPEZIALTEILE

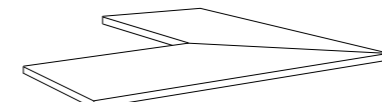
Infotech p. 238



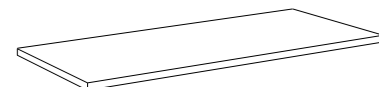
Gradino Toro PP - 176,00
30x90 . 12"x36" Ret - GRIP
185073 - Greige
185071 - Ash
185072 - Cream



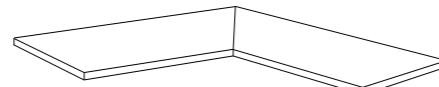
Angolo Grad. Toro Interno Dx-Sx PP - 480,00
30x90 . 12"x36" Ret - GRIP
185083 - Greige
185081 - Ash
185082 - Cream



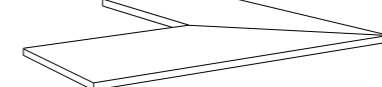
Angolo Grad. Toro Esterno Dx-Sx PP - 480,00
30x90 . 12"x36" Ret - GRIP
185093 - Greige
185091 - Ash
185092 - Cream



Gradino Costa Lucida PP - 176,00
30x90 . 12"x36" Ret - GRIP
185103 - Greige
185101 - Ash
185102 - Cream



Angolo Grad. Costa Lucida Int. Dx-Sx PP - 480,00
30x90 . 12"x36" Ret - GRIP
185113 - Greige
185111 - Ash
185112 - Cream



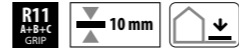
Angolo Grad. Costa Lucida Est. Dx-Sx PP - 480,00
30x90 . 12"x36" Ret - GRIP
185123 - Greige
185121 - Ash
185122 - Cream



Pavimento . Floor: Ag_ent Greige 60x60 . 24"x24" Ret - Matt / 90x90 . 36"x36" Ret - Matt 20mm / Collection Pavé Ar_gent 22,5x45 . 9"x18" GRIP
Rivestimento . Wall tile: Collection Pavé Wall House Cenere 16,5x41 . 6"x16"

PAVÉ AR_GENT

GRES PORCELLANATO . PORCELAIN STONEWARE . GRÈS CÉRAME . FEINSTEINZEUG



CREAM




184862 - 22,5x45 . 9"x18"
GRIP **PM - 39,90**

GREIGE



184863 - 22,5x45 . 9"x18"
GRIP **PM - 39,90**

068



069

V2 SVILUPPO GRAFICO / PATTERNS
22,5x45 **25** Facce differenti / Different Patterns

PEZZI SPECIALI . SPECIAL PIECES . PIÈCES SPÉCIALES . SPEZIALTEILE

Infotech p. 238



PL - 70,00

Elemento a "L" Pavé
15x30 . 6"x12" GRIP

9 mm

184972 - Cream
184973 - Greige

Pavimento . Floor: Greige 22,5x45 . 9"x18" GRIP

PAVÉ WALL ARDES


GRES PORCELLANATO . PORCELAIN STONEWARE . GRÈS CÉRAME . FEINSTEINZEUG



BIANCO



GRIGIO



ANTRACITE



TAUPE

PAVÉ WALL ARDES

GRES PORCELLANATO . PORCELAIN STONEWARE . GRÈS CÉRAME . FEINSTEINZEUG



BIANCO



181781 - 15x60,5 . 6"x24"
Muretto PM - 44,00

GRIGIO



181782 - 15x60,5 . 6"x24"
Muretto PM - 44,00

ANTRACITE



181784 - 15x60,5 . 6"x24"
Muretto PM - 44,00

TAUPE



181783 - 15x60,5 . 6"x24"
Muretto PM - 44,00

072



V3 SVILUPPO GRAFICO / PATTERNS
15x60,5 14 Facce differenti / Different Patterns

ATTENZIONE . BE CAREFUL . ATTENTION . ACHTUNG

Il Muretto 15x60,5 deve essere posato con stucco tono su tono.
The 15x60.5 Muretto tile must be laid with tone-on-tone grout.
Le Muret de 15x60,5 doit être posé avec un mortier de jointoiement ton sur ton.
Die Fliese Muretto 15x60,5 muss mit farblich passendem Mörtel verlegt werden.

COLORE STUCCHI "MAPEI"

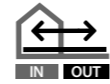
"Mapei" grout colours.
Couleur des mortiers de jointoiement "Wall Mapei".
Fugenfarben "Mapei".



073

CHATEAUX

GRES PORCELLANATO . PORCELAIN STONEWARE . GRÉS CÉRAME . FEINSTEINZEUG



074



BIANCO



ANTRACITE



TAUPE



COTTO

CHATEAUX

GRES PORCELLANATO . PORCELAIN STONEWARE . GRÈS CÉRAME . FEINSTEINZEUG

BIANCO



181225 - 30x60 . 12"x24" Ret - R10 **PM - 46,70**



181195 - 60x60 . 24"x24" Ret - R10 **PM - 46,70**



181215 - 60x90 . 24"x36" Ret - R10 **PM - 50,00**



181895 - 90x90 . 36"x36" Ret - R10 **PM - 56,70**



181245 - 30x30 . 12"x12" (5x5 . 2"x2")
Modulo rete Ret - R10
PP - 18,00

ANTRACITE



181224 - 30x60 . 12"x24" Ret - R10 **PM - 46,70**



181194 - 60x60 . 24"x24" Ret - R10 **PM - 46,70**




181214 - 60x90 . 24"x36" Ret - R10 **PM - 50,00**

185414 - 60x90 . 24"x36" Ret - GRIP **PM - 50,00**



181894 - 90x90 . 36"x36" Ret - R10 **PM - 56,70**



181244 - 30x30 . 12"x12" (5x5 . 2"x2")
Modulo rete Ret - R10
PP - 18,00



TAUPE



181222 - 30x60 . 12"x24" Ret - R10 **PM - 46,70**



181192 - 60x60 . 24"x24" Ret - R10 **PM - 46,70**



181212 - 60x90 . 24"x36" Ret - R10 **PM - 50,00**

185412 - 60x90 . 24"x36" Ret - GRIP **PM - 50,00**



181892 - 90x90 . 36"x36" Ret - R10 **PM - 56,70**



181242 - 30x30 . 12"x12" (5x5 . 2"x2")
Modulo rete Ret - R10
PP - 18,00

COTTO




181223 - 30x60 . 12"x24" Ret - R10 **PM - 46,70**



181193 - 60x60 . 24"x24" Ret - R10 **PM - 46,70**



181213 - 60x90 . 24"x36" Ret - R10 **PM - 50,00**



181243 - 30x30 . 12"x12" (5x5 . 2"x2")
Modulo rete Ret - R10
PP - 18,00

076

077

ATTENZIONE . BE CAREFUL . ATTENTION . ACHTUNG

Nella posa modulare è obbligatoria la fuga di 2 mm.
When laying different sizes tiles envisaged for modular laying, a gap of 2 mm is required.
La pose modulaire exige obligatoirement un joint de 2 mm.
Bei Modul-Verlegung sind 2 mm Fuge empfehlenswert.

V3

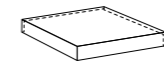
SVILUPPO GRAFICO / PATTERNS

90x90 Taupe/Bianco **7** Facce differenti / Different Patterns
90x90 Antracite **6** Facce differenti / Different Patterns
60x90 **12** Facce differenti / Different Patterns
60x60 **24** Facce differenti / Different Patterns
30x90 **48** Facce differenti / Different Patterns
30x60 **48** Facce differenti / Different Patterns

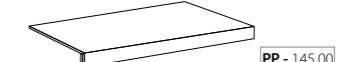
PEZZI SPECIALI . SPECIAL PIECES . PIÈCES SPÉCIALES . SPEZIALTEILE



PL - 13,50
Battiscopa
7x60 . 2,5"x24" Ret - R10
181265 - Bianco
181264 - Antracite
181262 - Taupe
181263 - Cotto



PP - 156,00
Angolo Gradino Costa Retta
33x33 . 13"x13" Ret - R10
181285 - Bianco
181284 - Antracite
181282 - Taupe
181283 - Cotto



PP - 145,00
Gradino Costa Retta
33x60 . 13"x24" Ret - R10
181275 - Bianco
181274 - Antracite
181272 - Taupe
181273 - Cotto

infotech p. 238

CHATEAUX

GRES PORCELLANATO . PORCELAIN STONEWARE . GRÉS CÉRAME . FEINSTEINZEUG



ANTRACITE BORDO VINTAGE



186684 - 60x90 . 24"x36"
Vintage - R10

PM - 91,50

TAUPE BORDO VINTAGE



186682 - 60x90 . 24"x36"
Vintage - R10

PM - 91,50

078



SUPERFICI DALL' AUTENTICO EFFETTO VINTAGE, SMUSSATE DAL TEMPO.

SURFACES WITH AN AUTHENTIC VINTAGE EFFECT, SMOOTHED BY TIME / DES SURFACES À L'EFFET VINTAGE AUTHENTIQUE, LISSÉES PAR LE TEMPS / OBERFLÄCHEN MIT EINEM AUTHENTISCHEN VINTAGE-EFFEKT, DURCH DIE ZEIT ABGESTUMPFT



079

CHATEAUX 20MM

GRES PORCELLANATO . PORCELAIN STONEWARE . GRÉS CÉRAME . FEINSTEINZEUG

ANTRACITE



182204 - 60x90 . 24"x36" Ret - GRIP PM - 76,50

TAUPE



182202 - 60x90 . 24"x36" Ret - GRIP PM - 76,50



COTTO



182203 - 60x90 . 24"x36" Ret - GRIP PM - 76,50

ANTRACITE



182184 - Decoro Cementine
60x60 . 24"x24"
Ret - GRIP PM - 73,50

TAUPE



182182 - Decoro Cementine
60x60 . 24"x24"
Ret - GRIP PM - 73,50

080



182214 - 90x90 . 36"x36" Ret - GRIP PM - 77,50



182212 - 90x90 . 36"x36" Ret - GRIP PM - 77,50



181534 - 60x60 . 24"x24"
Ret - GRIP PM - 66,00



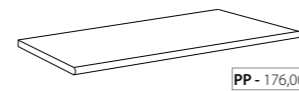
181532 - 60x60 . 24"x24"
Ret - GRIP PM - 66,00

081

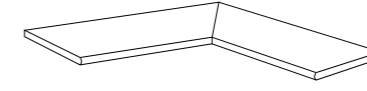
V3 SVILUPPO GRAFICO / PATTERNS
60x90 Cotto **12** Facce differenti / Different Patterns
60x60 Cementine **2** Facce differenti / Different Patterns

PEZZI SPECIALI . SPECIAL PIECES . PIÈCES SPÉCIALES . SPEZIALTEILE

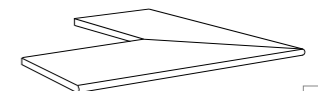
Infotech p. 238



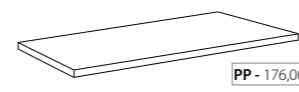
Gradino Toro
30x90 . 12"x36" Ret - GRIP PP - 176,00
184244 - Antracite
184242 - Taupe
184243 - Cotto



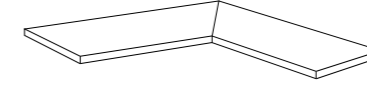
Angolo Grad. Toro Interno Dx-Sx
30x90 . 12"x36" Ret - GRIP PP - 480,00
184254 - Antracite
184252 - Taupe
184253 - Cotto



Angolo Grad. Toro Esterno Dx-Sx
30x90 . 12"x36" Ret - GRIP PP - 480,00
184264 - Antracite
184262 - Taupe
184263 - Cotto



Gradino Costa Lucida
30x90 . 12"x36" Ret - GRIP PP - 176,00
184274 - Antracite
184272 - Taupe
184273 - Cotto



Angolo Grad. Costa Lucida Interno Dx-Sx
30x90 . 12"x36" Ret - GRIP PP - 480,00
184284 - Antracite
184282 - Taupe
184283 - Cotto



Angolo Grad. Costa Lucida Esterno Dx-Sx
30x90 . 12"x36" Ret - GRIP PP - 480,00
184294 - Antracite
184292 - Taupe
184293 - Cotto

PAVÉ 3.0

GRES PORCELLANATO . PORCELAIN STONEWARE . GRÉS CÉRAME . FEINSTEINZEUG



GRIGIO



ANTRACITE



TAUPE



COTTO

PAVÉ 3.0

GRES PORCELLANATO . PORCELAIN STONEWARE . GRÈS CÉRAME . FEINSTEINZEUG



GRIGIO



180731
22,5x45 . 9"x18"
GRIP
PM - 42,00

180741
22,5x22,5 . 9"x9"
GRIP
PM - 42,00

ANTRACITE



180734
22,5x45 . 9"x18"
GRIP
PM - 42,00

180744
22,5x22,5 . 9"x9"
GRIP
PM - 42,00

TAUPE



180732
22,5x45 . 9"x18"
GRIP
PM - 42,00

180742
22,5x22,5 . 9"x9"
GRIP
PM - 42,00

COTTO



180733
22,5x45 . 9"x18"
GRIP
PM - 42,00

180743
22,5x22,5 . 9"x9"
GRIP
PM - 42,00

084

085

V3 SVILUPPO GRAFICO / PATTERNS

22,5x45 Antracite	40 Facce differenti / Different Patterns	22,5x22,5 Antracite	80 Facce differenti / Different Patterns
22,5x45 Cotto	27 Facce differenti / Different Patterns	22,5x22,5 Cotto	54 Facce differenti / Different Patterns
22,5x45 Taupe	45 Facce differenti / Different Patterns	22,5x22,5 Taupe	90 Facce differenti / Different Patterns
22,5x45 Grigio	35 Facce differenti / Different Patterns	22,5x22,5 Grigio	70 Facce differenti / Different Patterns

PEZZI SPECIALI . SPECIAL PIECES . PIÈCES SPÉCIALES . SPEZIALTEILE

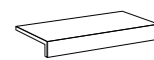
infotech p. 238



Battiscopa
7x45 . 2,5"x18" - GRIP

- 199161** - Grigio
- 199162** - Taupe
- 199163** - Cotto
- 199164** - Antracite

PL - 14,00



Elemento a "L"
15x30 . 6"x12" GRIP

- 180861** - Grigio
- 180862** - Taupe
- 180863** - Cotto
- 180864** - Antracite

PL - 70,00

9 mm

ATTENZIONE . BE CAREFUL . ATTENTION . ACHTUNG

Nella posa modulare è obbligatoria la fuga di 3 mm.
When laying different sizes tiles envisaged for modular laying, a gap of 3 mm is required.
La pose modulaire exige obligatoirement un joint de 3 mm.
Bei Modul-Verlegung sind 3 mm Fuge empfehlenswert.



Pavimento . Floor: Cotto 22,5x45 . 9"x18" / 22,5x22,5 . 9"x9" GRIP

PAVÉ WALL DOLMEN

GRES PORCELLANATO . PORCELAIN STONEWARE . GRÈS CÉRAME . FEINSTEINZEUG



086



BIANCO



CORDA



SAVANA



MATTONE



FUMO



NERO

PAVÉ WALL DOLMEN

GRES PORCELLANATO . PORCELAIN STONEWARE . GRÈS CÉRAME . FEINSTEINZEUG



BIANCO



T 4624 - 22,5x45 . 9"x18"
Muretto **PM - 45,00**



1124 - 11x45 . 4,5"x18"
Muretto **PM - 57,50**

CORDA



T 4620 - 22,5x45 . 9"x18"
Muretto **PM - 45,00**



1120 - 11x45 . 4,5"x18"
Muretto **PM - 57,50**

SAVANA



T 4621 - 22,5x45 . 9"x18"
Muretto **PM - 45,00**



1121 - 11x45 . 4,5"x18"
Muretto **PM - 57,50**

MATTONE



T 4623 - 22,5x45 . 9"x18"
Muretto **PM - 45,00**



1123 - 11x45 . 4,5"x18"
Muretto **PM - 57,50**

FUMO




T 4622 - 22,5x45 . 9"x18"
Muretto **PM - 45,00**



1122 - 11x45 . 4,5"x18"
Muretto **PM - 57,50**

NERO



T 4625 - 22,5x45 . 9"x18"
Muretto **PM - 45,00**



1125 - 11x45 . 4,5"x18"
Muretto **PM - 57,50**

088

089



V3 **SVILUPPO GRAFICO / PATTERNS**
22,5x45 **8** Facce differenti / Different Patterns
11x45 **16** Facce differenti / Different Patterns

COLORE STUCCHI "MAPEI"

"Mapei" grout colours.
Couleur des mortiers de jointoiement "Wall Mapei".
Fugenfarben "Mapei".

BIANCO	CORDA	SAVANA	MATTONE	FUMO	NERO
n°103	n°111 50% n°131 50%	n°111 50% n°131 50%	n°132 50% n°142 50%	n°111	n°120

PAVÉ WALL HOUSE

GRES PORCELLANATO . PORCELAIN STONEWARE . GRÈS CÉRAME . FEINSTEINZEUG




090



BIANCO



CENERE



GRAFITE



MUSCHIO



SABBIA

PAVÉ WALL HOUSE

GRES PORCELLANATO . PORCELAIN STONEWARE . GRÈS CÉRAME . FEINSTEINZEUG



BIANCO



1659 - 16,5x41 . 6"x16"
Muretto PM - 46,00

CENERE



1657 - 16,5x41 . 6"x16"
Muretto PM - 46,00

GRAFITE



1658 - 16,5x41 . 6"x16"
Muretto PM - 46,00

SABBIA



1655 - 16,5x41 . 6"x16"
Muretto PM - 46,00

MUSCHIO





1656 - 16,5x41 . 6"x16"
Muretto PM - 46,00

092

V2 SVILUPPO GRAFICO / PATTERNS
16,5x41 6 Facce differenti / Different Patterns

COLORE STUCCHI "MAPEI"

"Mapei" grout colours.
Couleur des mortiers de jointoiement "Mapei".
Fugenfarben "Mapei".



093

MARBLEMARM

GRES PORCELLANATO
PORCELAIN STONEWARE · GRÈS CÉRAME · FEINSTEINZEUG

PRESTIGE 096
MUS_EUM 108

PRESTIGE

GRES PORCELLANATO . PORCELAIN STONEWARE . GRÈS CÉRAME . FEINSTEINZEUG



096




PORT LAURENT



CALACATTA GOLD




DOLOMITE



PALISSANDRO



ARABESQUE



ONIX



TRAVERTINE

098



Pavimento . Floor: Calacatta Gold 30x30 . 12"x12" Ret - SATIN 3D / Port Laurent 7,2x7,2 . 3"x3" Ret - SATIN 3D
 Rivestimento . Wall Tile: Port Laurent 60x120 . 24"x36" Ret - LAPPATO

099




Pavimento . Floor: Dolomite 30x30 . 12"x12" Ret -SATIN 3D / Port Laurent 7,2x30 . 3"x12" Ret -SATIN 3D / 7,2x7,2 . 3"x3" Ret -SATIN 3D

100



Pavimento . Floor: Calacatta Gold 30x30 . 12"x12" Ret - SATIN 3D / Port Laurent 7,2x7,2 . 3"x3" Ret - SATIN 3D
Rivestimento . Wall Tile: Bits & Pieces Port & Gold Ret - SATIN 3D 60x120 . 4"x48"

101




Rivestimento . Wall Tile: Hoop Dolomite & Palissandro Ret - SATIN 3D 60x120 . 24"x48"

PRESTIGE

GRES PORCELLANATO . PORCELAIN STONEWARE . GRÈS CÉRAME . FEINSTEINZEUG

PORT LAURENT



198343 - 90x90 . 36"x36" PM - 56,70
Ret - SATIN 3D

198353 - 90x90 . 36"x36" PM - 70,00
Ret - LAPPATO



198393 - 60x60 . 24"x24" PM - 46,70
Ret - SATIN 3D



199093 30x60 . 12"x24" PM - 46,70
Ret - SATIN 3D



199083 - 30x30 . 12"x12" PM - 45,00
Ret - SATIN 3D



198493 - 7,2x30 . 3"x12" PM - 77,00
Ret - SATIN 3D



198503 - 7,2x7,2 . 3"x3" PM - 125,00
Ret - SATIN 3D



198373 - 60x120 . 24"x48" PM - 56,70
Ret - SATIN 3D

198383 - 60x120 . 24"x48" PM - 70,00
Ret - LAPPATO



198453 - 60x120 . 24"x48" PM - 75,00
Magic Port & Arabesque Ret - SATIN 3D



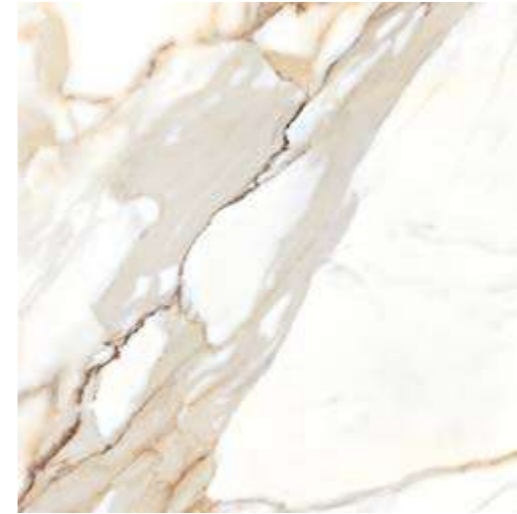
198410 - 60x120 . 24"x48" PM - 75,00
Bits & Pieces Port & Gold Ret - SATIN 3D



198456 - 60x120 . 24"x48" PM - 75,00
Magic Port & Travertine Ret - SATIN 3D



CALACATTA GOLD



198342 - 90x90 . 36"x36" PM - 56,70
Ret - SATIN 3D

198352 - 90x90 . 36"x36" PM - 70,00
Ret - LAPPATO



198392 - 60x60 . 24"x24" PM - 46,70
Ret - SATIN 3D



199092 30x60 . 12"x24" PM - 46,70
Ret - SATIN 3D



199082 - 30x30 . 12"x12" PM - 45,00
Ret - SATIN 3D



198492 - 7,2x30 . 3"x12" PM - 77,00
Ret - SATIN 3D



198502 - 7,2x7,2 . 3"x3" PM - 125,00
Ret - SATIN 3D



198372 - 60x120 . 24"x48" PM - 56,70
Ret - SATIN 3D

198382 - 60x120 . 24"x48" PM - 70,00
Ret - LAPPATO



198410 - 60x120 . 24"x48" PM - 75,00
Bits & Pieces Port & Gold Ret - SATIN 3D

V3	SVILUPPO GRAFICO / PATTERNS	
	Port Laurent	
	60x120	12 Facce differenti / Different Patterns
	90x90	10 Facce differenti / Different Patterns
	60x60	24 Facce differenti / Different Patterns
	30x60	48 Facce differenti / Different Patterns
	30x30	96 Facce differenti / Different Patterns
	7,2x30	384 Facce differenti / Different Patterns
	7,2x7,2	1536 Facce differenti / Different Patterns
	60x120 Bits&Pieces	9 Facce differenti / Different Patterns
	60x120 Magic	5 Facce differenti / Different Patterns
	SVILUPPO GRAFICO / PATTERNS	
	Calacatta Gold	
	60x120	15 Facce differenti / Different Patterns
	90x90	12 Facce differenti / Different Patterns
	60x60	30 Facce differenti / Different Patterns
	30x60	60 Facce differenti / Different Patterns
	30x30	120 Facce differenti / Different Patterns
	7,2x30	480 Facce differenti / Different Patterns
	7,2x7,2	1920 Facce differenti / Different Patterns
	60x120 Bits&Pieces	9 Facce differenti / Different Patterns

PRESTIGE

GRES PORCELLANATO . PORCELAIN STONEWARE . GRÈS CÉRAME . FEINSTEINZEUG

DOLOMITE



198345 - 90x90 . 36"x36" PM - 56,70
Ret - SATIN 3D

198355 - 90x90 . 36"x36" PM - 70,00
Ret - LAPPATO



198395 - 60x60 . 24"x24" PM - 46,70
Ret - SATIN 3D



199095 30x60 . 12"x24" PM - 46,70
Ret - SATIN 3D



199085 - 30x30 . 12"x12" PM - 45,00
Ret - SATIN 3D



198495 - 7,2x30 . 3"x12" PM - 77,00
Ret - SATIN 3D




198505 - 7,2x7,2 . 3"x3" PM - 125,00
Ret - SATIN 3D



198375 - 60x120 . 24"x48" PM - 56,70
Ret - SATIN 3D

198385 - 60x120 . 24"x48" PM - 70,00
Ret - LAPPATO



198430 - 60x120 . 24"x48" PM - 75,00
Hoop Dolomite & Palissandro Ret - SATIN 3D



PALISSANDRO



198376 - 60x120 . 24"x48" PM - 56,70
Ret - SATIN 3D

198386 - 60x120 . 24"x48" PM - 70,00
Ret - LAPPATO



198396 - 60x60 . 24"x24" PM - 46,70
Ret - SATIN 3D



198430 - 60x120 . 24"x48" PM - 75,00
Hoop Dolomite & Palissandro Ret - SATIN 3D



199096 30x60 . 12"x24" PM - 46,70
Ret - SATIN 3D



199086 - 30x30 . 12"x12" PM - 45,00
Ret - SATIN 3D



198496 - 7,2x30 . 3"x12" PM - 77,00
Ret - SATIN 3D



198506 - 7,2x7,2 . 3"x3" PM - 125,00
Ret - SATIN 3D



SVILUPPO GRAFICO / PATTERNS

Dolomite

- 60x120
- 90x90
- 60x60
- 30x60
- 30x30
- 7,2x30
- 7,2x7,2
- 60x120 Hope

- 12 Facce differenti / Different Patterns
- 14 Facce differenti / Different Patterns
- 24 Facce differenti / Different Patterns
- 48 Facce differenti / Different Patterns
- 96 Facce differenti / Different Patterns
- 384 Facce differenti / Different Patterns
- 1536 Facce differenti / Different Patterns
- 5 Facce differenti / Different Patterns



SVILUPPO GRAFICO / PATTERNS

Palissandro

- 60x120
- 90x90
- 60x60
- 30x60
- 30x30
- 7,2x30
- 7,2x7,2
- 60x120 Hope

- 12 Facce differenti / Different Patterns
- 14 Facce differenti / Different Patterns
- 24 Facce differenti / Different Patterns
- 48 Facce differenti / Different Patterns
- 96 Facce differenti / Different Patterns
- 384 Facce differenti / Different Patterns
- 1536 Facce differenti / Different Patterns
- 5 Facce differenti / Different Patterns

PRESTIGE

GRES PORCELLANATO . PORCELAIN STONEWARE . GRÈS CÉRAME . FEINSTEINZEUG

ARABESQUE



198371 - 60x120 . 24"x48" PM - 56,70

Ret - SATIN 3D

198381 - 60x120 . 24"x48" PM - 70,00

Ret - LAPPATO



198453 - 60x120 . 24"x48" PM - 75,00

Magic Port & Arabesque Ret - SATIN 3D



198391 - 60x60 . 24"x24" PM - 46,70

Ret - SATIN 3D



199081 - 30x30 . 12"x12" PM - 45,00

Ret - SATIN 3D



198491 - 7,2x30 . 3"x12" PM - 77,00

Ret - SATIN 3D



198501 - 7,2x7,2 . 3"x3" PM - 125,00

Ret - SATIN 3D

V3 SVILUPPO GRAFICO / PATTERNS

Arabesque
60x120
60x60
30x60
30x30
7,2x30
7,2x7,2
60x120 Magic

10 Facce differenti / Different Patterns
20 Facce differenti / Different Patterns
40 Facce differenti / Different Patterns
80 Facce differenti / Different Patterns
320 Facce differenti / Different Patterns
1280 Facce differenti / Different Patterns
5 Facce differenti / Different Patterns

ONIX



198374 - 60x120 . 24"x48" PM - 56,70

Ret - SATIN 3D

198384 - 60x120 . 24"x48" PM - 70,00

Ret - LAPPATO



198394 - 60x60 . 24"x24" PM - 46,70

Ret - SATIN 3D

V2 SVILUPPO GRAFICO / PATTERNS

Onix
60x120
60x60

12 Facce differenti / Different Patterns
24 Facce differenti / Different Patterns



TRAVERTINE



198377 - 60x120 . 24"x48" PM - 56,70

Ret - SATIN 3D

198387 - 60x120 . 24"x48" PM - 70,00

Ret - LAPPATO



198456 - 60x120 . 24"x48" PM - 75,00

Magic Port & Travertine Ret - SATIN 3D



198397 - 60x60 . 24"x24" PM - 46,70

Ret - SATIN 3D



199087 - 30x30 . 12"x12" PM - 45,00

Ret - SATIN 3D



198497 - 7,2x30 . 3"x12" PM - 77,00

Ret - SATIN 3D



198507 - 7,2x7,2 . 3"x3" PM - 125,00

Ret - SATIN 3D

V2 SVILUPPO GRAFICO / PATTERNS

Travertine
60x120
60x60
30x60
30x30
7,2x30
7,2x7,2
60x120 Magic

12 Facce differenti / Different Patterns
24 Facce differenti / Different Patterns
48 Facce differenti / Different Patterns
96 Facce differenti / Different Patterns
384 Facce differenti / Different Patterns
1536 Facce differenti / Different Patterns
5 Facce differenti / Different Patterns

ATTENZIONE . BE CAREFUL . ATTENTION . ACHTUNG

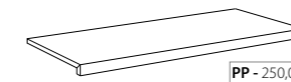
Superficie Lappato - Utilizzare stucchi cementizi con colori tono su tono.
Lappato surface - Use cement-based grout with tone on tone colours.
Surface Lappato - Utiliser des mortiers-joints avec des couleurs ton sur ton.
Lappato Oberfläche - Sollten Zementkittre in ähnlichen Farbtönen verwendet werden.

PEZZI SPECIALI 9MM . SPECIAL PIECES . PIÈCES SPÉCIALES . SPEZIALTEILE



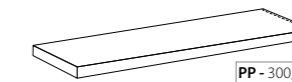
Battiscopa
6x60 . 2"x24" Ret - SATIN 3D PL - 13,50

198512 - Calacatta Gold
198513 - Port Laurent
198515 - Dolomite
198516 - Palissandro
198511 - Arabesque
198514 - Onix
198517 - Travertine



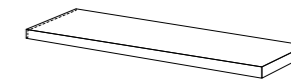
Gradino Costa Retta
33x120 . 13"x48" Ret - SATIN 3D PP - 250,00

198522 - Calacatta Gold
198523 - Port Laurent
198525 - Dolomite
198526 - Palissandro
198521 - Arabesque
198524 - Onix
198527 - Travertine



Angolo Gradino Costa Retta DX
33x120 . 13"x48" Ret - SATIN 3D PP - 300,00

198542 - Calacatta Gold
198543 - Port Laurent
198545 - Dolomite
198546 - Palissandro
198541 - Arabesque
198544 - Onix
198547 - Travertine



Angolo Gradino Costa Retta SX
33x120 . 13"x48" Ret - SATIN 3D PP - 300,00

198532 - Calacatta Gold
198533 - Port Laurent
198535 - Dolomite
198536 - Palissandro
198531 - Arabesque
198534 - Onix
198537 - Travertine

MUS_EUM

GRES PORCELLANATO . PORCELAIN STONEWARE . GRÉS CÉRAME . FEINSTEINZEUG



STATUARIO




TRAVERTINO NAVONA



AMAZING GREY




SAINT LAURENT



MUS_EUM

GRES PORCELLANATO . PORCELAIN STONEWARE . GRÈS CÉRAME . FEINSTEINZEUG

STATUARIO



184651 - 59x117,5 . 24"x48"
Ret - LUX **PM - 80,00**

184671 - 59x117,5 . 24"x48"
Ret - MATT SOFT GRIP **PM - 61,00**



185171 - 29,5x29,5 . 12"x12"
(5x5 . 2"x2") Modulo rete
Ret - MATT SOFT GRIP **PP - 18,00**

TRAVERTINO NAVONA



184652 - 59x117,5 . 24"x48"
Ret - LUX **PM - 80,00**

184672 - 59x117,5 . 24"x48"
Ret - MATT SOFT GRIP **PM - 61,00**




185172 - 29,5x29,5 . 12"x12"
(5x5 . 2"x2") Modulo rete
Ret - MATT SOFT GRIP **PP - 18,00**

AMAZING GREY



184653 - 59x117,5 . 24"x48"
Ret - LUX **PM - 80,00**

184673 - 59x117,5 . 24"x48"
Ret - MATT SOFT GRIP **PM - 61,00**




185173 - 29,5x29,5 . 12"x12"
(5x5 . 2"x2") Modulo rete
Ret - MATT SOFT GRIP **PP - 18,00**

SAINT LAURENT



184654 - 59x117,5 . 24"x48"
Ret - LUX **PM - 80,00**

184674 - 59x117,5 . 24"x48"
Ret - MATT SOFT GRIP **PM - 61,00**



185174 - 29,5x29,5 . 12"x12"
(5x5 . 2"x2") Modulo rete
Ret - MATT SOFT GRIP **PP - 18,00**

110



184881 - 59x59 . 24"x24"
Ret - LUX **PM - 71,50**

184911 - 59x59 . 24"x24"
Ret - MATT SOFT GRIP **PM - 54,50**



185351 - 7x26 . 2,5"x10"
Chevron Dx-Sx
Ret - MATT SOFT GRIP **PM - 115,00**




184882 - 59x59 . 24"x24"
Ret - LUX **PM - 71,50**

184912 - 59x59 . 24"x24"
Ret - MATT SOFT GRIP **PM - 54,50**



185352 - 7x26 . 2,5"x10"
Chevron Dx-Sx
Ret - MATT SOFT GRIP **PM - 115,00**



184883 - 59x59 . 24"x24"
Ret - LUX **PM - 71,50**

184913 - 59x59 . 24"x24"
Ret - MATT SOFT GRIP **PM - 54,50**



185353 - 7x26 . 2,5"x10"
Chevron Dx-Sx
Ret - MATT SOFT GRIP **PM - 115,00**



184884 - 59x59 . 24"x24"
Ret - LUX **PM - 71,50**

184914 - 59x59 . 24"x24"
Ret - MATT SOFT GRIP **PM - 54,50**



185354 - 7x26 . 2,5"x10"
Chevron Dx-Sx
Ret - MATT SOFT GRIP **PM - 115,00**

111

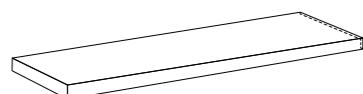
PEZZI SPECIALI . SPECIAL PIECES . PIÈCES SPÉCIALES . SPEZIALTEILE

Infotech p. 238



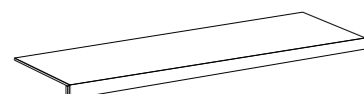
Battiscopa
7x59 . 2,5"x24"
PL - 18,00

- 186041** - Statuario Ret - LUX
- 186042** - Trav. Navona Ret - LUX
- 186043** - Amazing Grey Ret - LUX
- 186044** - S. Laurent Ret - LUX



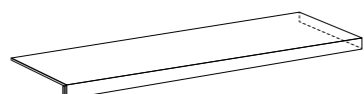
Angolo Gradino Costa Retta SX
33x117,5 . 13"x48"
PP - 320,00

- 185301** - Statuario Ret - LUX
- 185302** - Trav. Navona Ret - LUX
- 185303** - Amazing Grey Ret - LUX
- 185304** - S. Laurent Ret - LUX



Gradino Costa Retta
33x117,5 . 13"x48"
PP - 270,00

- 185281** - Statuario Ret - LUX
- 185282** - Trav. Navona Ret - LUX
- 185283** - Amazing Grey Ret - LUX
- 185284** - S. Laurent Ret - LUX



Angolo Gradino Costa Retta DX
33x117,5 . 13"x48"
PP - 320,00

- 185291** - Statuario Ret - LUX
- 185292** - Trav. Navona Ret - LUX
- 185293** - Amazing Grey Ret - LUX
- 185294** - S. Laurent Ret - LUX

PL - 13,50

- 185241** - Statuario Ret - MATT
- 185242** - Trav. Navona Ret - MATT
- 185243** - Amazing Grey Ret - MATT
- 185244** - S. Laurent Ret - MATT

PP - 300,00

- 185271** - Statuario Ret - MATT
- 185272** - Trav. Navona Ret - MATT
- 185273** - Amazing Grey Ret - MATT
- 185274** - S. Laurent Ret - MATT

PP - 250,00

- 185251** - Statuario Ret - MATT
- 185252** - Trav. Navona Ret - MATT
- 185253** - Amazing Grey Ret - MATT
- 185254** - S. Laurent Ret - MATT

PP - 300,00

- 185261** - Statuario Ret - MATT
- 185262** - Trav. Navona Ret - MATT
- 185263** - Amazing Grey Ret - MATT
- 185264** - S. Laurent Ret - MATT

V2

SVILUPPO GRAFICO / PATTERNS

59X117,5 Statuario, Saint Laurent
59X117,5 Travertino, Amazing Grey
59X59 Statuario, Saint Laurent
59X59 Travertino, Amazing Grey

14 Facce differenti / Different Patterns
8 Facce differenti / Different Patterns
28 Facce differenti / Different Patterns
16 Facce differenti / Different Patterns

ATTENZIONE . BE CAREFUL . ATTENTION . ACHTUNG

Superficie LUX - Utilizzare stucchi cementizi con colori tono su tono.
LUX surface - Use cement-based grout with tone on tone colours.
Surface LUX - Utiliser des mortiers-joints avec des couleurs ton sur ton.
LUX Oberfläche - Sollten Zementkittre in ähnlichen Farbtönen verwendet werden.

CONTEMPORARY CONTEMPORANEO

GRES PORCELLANATO
PORCELAIN STONEWARE . GRÈS CÉRAME . FEINSTEINZEUG

CON_CRETE	114
COPICO	126
MINI	130
94_EVO	136
PROGETTO S7	148
ART BY SICHENIA INDUSTRIAL	152
ME_TAL	160
BLOCK	166
PAVÉ BRICK	174

CON_CRETE

GRES PORCELLANATO . PORCELAIN STONEWARE . GRÉS CÉRAME . FEINSTEINZEUG



BIANCO

BEIGE

CAPPUCCINO

GRIGIO CENERE

GRIGIO BASALTO

ANTRACITE

114



116



117

Pavimento . Floor: Indoor / Bianco 90x90 . 36"x36" Ret - SATIN - Outdoor / Bianco 90x90 . 36"x 36" Ret - GRIP 20mm
Rivestimento . Wall Tile: Collection Pavé Wall 30.90 Zebrino 30x90 . 12"x36" Ret - ROWS

CON_CRET3

GRES PORCELLANATO . PORCELAIN STONEWARE . GRÉS CÉRAMÉ . FEINSTEINZEUG

BIANCO



196981 - 120x120 . 48"x48" Ret - SATIN PM - 80,00




196271 - 90x90 . 36"x36" Ret - SATIN PM - 46,90
197101 - 90x90 . 36"x36" Ret - SOFT GRIP PM - 49,00



196311 - 60x120 . 24"x48" Ret - SOFT GRIP PM - 48,50
196321 - 60x120 . 24"x48" Ret - SATIN PM - 45,50
196331 - 60x120 . 24"x48" Ret - GRIP PM - 51,50



196351 - 60x60 . 24"x24" Ret - SOFT GRIP PM - 39,90
196361 - 60x60 . 24"x24" Ret - SATIN PM - 36,70
197081 - 60x60 . 24"x24" Ret - GRIP PM - 39,90



196371 - 30x60 . 12"x24" Ret - SOFT GRIP PM - 39,90
197811 - 30x60 . 12"x24" Ret - GRIP PM - 41,50



BEIGE



196272 - 90x90 . 36"x36" Ret - SATIN PM - 46,90



196312 - 60x120 . 24"x48" Ret - SOFT GRIP PM - 48,50
196322 - 60x120 . 24"x48" Ret - SATIN PM - 45,50
196332 - 60x120 . 24"x48" Ret - GRIP PM - 51,50



196352 - 60x60 . 24"x24" Ret - SOFT GRIP PM - 39,90
196362 - 60x60 . 24"x24" Ret - SATIN PM - 36,70
197082 - 60x60 . 24"x24" Ret - GRIP PM - 39,90

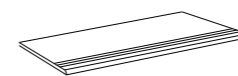


196372 - 30x60 . 12"x24" Ret - SOFT GRIP PM - 39,90
197812 - 30x60 . 12"x24" Ret - GRIP PM - 41,50

V2	SVILUPPO GRAFICO / PATTERNS	
	120x120	5 Facce differenti / Different Patterns
	90x90	10 Facce differenti / Different Patterns
	60x120	10 Facce differenti / Different Patterns
	60x60	20 Facce differenti / Different Patterns
	30x60	40 Facce differenti / Different Patterns

PEZZI SPECIALI . SPECIAL PIECES . PIÈCES SPÉCIALES . SPEZIALTEILE

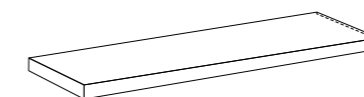
infotech p. 238



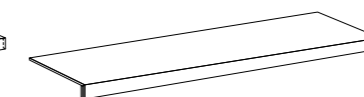
Gradino Becco di Civetta con Righe
 30x60 . 12"x24" Ret - SOFT GRIP PL - 68,00
196401 - Bianco
196402 - Beige



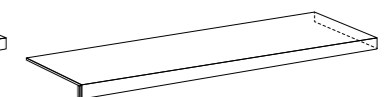
Battiscopa
 6x60 . 2"x24" Ret - SATIN PL - 13,50
196491 - Bianco
196492 - Beige



Angolo Gradino Costa Retta SX
 33x120 . 13"x48" Ret - SATIN PP - 300,00
196431 - Bianco
196432 - Beige



Gradino Costa Retta
 33x120 . 13"x48" Ret - SATIN PP - 250,00
196411 - Bianco
196412 - Beige



Angolo Gradino Costa Retta DX
 33x120 . 13"x48" Ret - SATIN PP - 300,00
196421 - Bianco
196422 - Beige

CON_CRET3

GRES PORCELLANATO . PORCELAIN STONEWARE . GRÉS CÉRAMÉ . FEINSTEINZEUG

CAPPUCCINO



196983 - 120x120 . 48" x48" Ret - SATIN PM - 80,00



196273 - 90x90 . 36" x36" Ret - SATIN PM - 46,90
197103 - 90x90 . 36" x36" Ret - SOFT GRIP PM - 49,00



196313 - 60x120 . 24" x48" Ret - SOFT GRIP PM - 48,50
196323 - 60x120 . 24" x48" Ret - SATIN PM - 45,50
196333 - 60x120 . 24" x48" Ret - GRIP PM - 51,50



196353 - 60x60 . 24" x24" Ret - SOFT GRIP PM - 39,90
196363 - 60x60 . 24" x24" Ret - SATIN PM - 36,70
197083 - 60x60 . 24" x24" Ret - GRIP PM - 39,90



196373 - 30x60 . 12" x24" Ret - SOFT GRIP PM - 39,90
197813 - 30x60 . 12" x24" Ret - GRIP PM - 41,50



GRIGIO CENERE




196274 - 90x90 . 36" x36" Ret - SATIN PM - 46,90
197104 - 90x90 . 36" x36" Ret - SOFT GRIP PM - 49,00



196314 - 60x120 . 24" x48" Ret - SOFT GRIP PM - 48,50
196324 - 60x120 . 24" x48" Ret - SATIN PM - 45,50



196354 - 60x60 . 24" x24" Ret - SOFT GRIP PM - 39,90
196364 - 60x60 . 24" x24" Ret - SATIN PM - 36,70
197084 - 60x60 . 24" x24" Ret - GRIP PM - 39,90

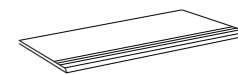


196374 - 30x60 . 12" x24" Ret - SOFT GRIP PM - 39,90

V2	SVILUPPO GRAFICO / PATTERNS	
	120x120	5 Facce differenti / Different Patterns
	90x90	10 Facce differenti / Different Patterns
	60x120	10 Facce differenti / Different Patterns
	60x60	20 Facce differenti / Different Patterns
	30x60	40 Facce differenti / Different Patterns

PEZZI SPECIALI . SPECIAL PIECES . PIÈCES SPÉCIALES . SPEZIALTEILE

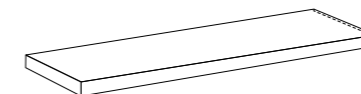
infotech p. 238



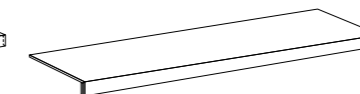
Gradino Becco di Civetta con Righe
 30x60 . 12" x24" Ret - SOFT GRIP PL - 68,00
196403 - Cappuccino
196404 - Grigio Cenere



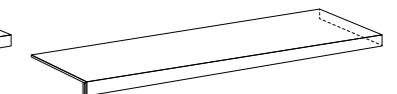
Battiscopa
 6x60 . 2" x24" Ret - SATIN PL - 13,50
196493 - Cappuccino
196494 - Grigio Cenere



Angolo Gradino Costa Retta SX
 33x120 . 13" x48" Ret - SATIN PP - 300,00
196433 - Cappuccino
196434 - Grigio Cenere



Gradino Costa Retta
 33x120 . 13" x48" Ret - SATIN PP - 250,00
196413 - Cappuccino
196414 - Grigio Cenere




Angolo Gradino Costa Retta DX
 33x120 . 13" x48" Ret - SATIN PP - 300,00
196423 - Cappuccino
196424 - Grigio Cenere

CON_CRET3

GRES PORCELLANATO . PORCELAIN STONEWARE . GRÉS CÉRAME . FEINSTEINZEUG

GRIGIO BASALTO



196985 - 120x120 . 48"x48" Ret - SATIN PM - 80,00



196315 - 60x120 . 24"x48" Ret - SOFT GRIP PM - 48,50
196325 - 60x120 . 24"x48" Ret - SATIN PM - 45,50
196335 - 60x120 . 24"x48" Ret - GRIP PM - 51,50



196355 - 60x60 . 24"x24" Ret - SOFT GRIP PM - 39,90
196365 - 60x60 . 24"x24" Ret - SATIN PM - 36,70
197085 - 60x60 . 24"x24" Ret - GRIP PM - 39,90



196375 - 30x60 . 12"x24" Ret - SOFT GRIP PM - 39,90
197815 - 30x60 . 12"x24" Ret - GRIP PM - 41,50



196275 - 90x90 . 36"x36" Ret - SATIN PM - 46,90
197105 - 90x90 . 36"x36" Ret - SOFT GRIP PM - 49,00

122



ANTRACITE



196276 - 90x90 . 36"x36" Ret - SATIN PM - 46,90



196316 - 60x120 . 24"x48" Ret - SOFT GRIP PM - 48,50
196326 - 60x120 . 24"x48" Ret - SATIN PM - 45,50



196356 - 60x60 . 24"x24" Ret - SOFT GRIP PM - 39,90
196366 - 60x60 . 24"x24" Ret - SATIN PM - 36,70
197086 - 60x60 . 24"x24" Ret - GRIP PM - 39,90



196376 - 30x60 . 12"x24" Ret - SOFT GRIP PM - 39,90

123

V2	SVILUPPO GRAFICO / PATTERNS	
	120x120	5 Facce differenti / Different Patterns
	90x90	10 Facce differenti / Different Patterns
	60x120	10 Facce differenti / Different Patterns
	60x60	20 Facce differenti / Different Patterns
30x60	40 Facce differenti / Different Patterns	

PEZZI SPECIALI . SPECIAL PIECES . PIÈCES SPÉCIALES . SPEZIALTEILE

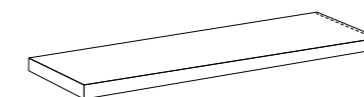
infotech p. 238



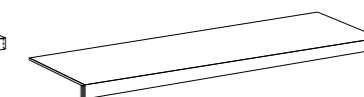
Gradino Becco di Civetta con Righe
 30x60 . 12"x24" Ret - SOFT GRIP PL - 68,00
196405 - Grigio Basalto
196406 - Antracite



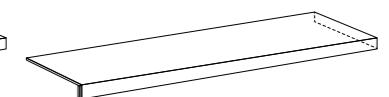
Battiscopa
 6x60 . 2"x24" Ret - SATIN PL - 13,50
196495 - Grigio Basalto
196496 - Antracite



Angolo Gradino Costa Retta SX
 33x120 . 13"x48" Ret - SATIN PP - 300,00
196435 - Grigio Basalto
196436 - Antracite



Gradino Costa Retta
 33x120 . 13"x48" Ret - SATIN PP - 250,00
196415 - Grigio Basalto
196416 - Antracite



Angolo Gradino Costa Retta DX
 33x120 . 13"x48" Ret - SATIN PP - 300,00
196425 - Grigio Basalto
196426 - Antracite

CON_CRETÈ 20MM

GRES PORCELLANATO . PORCELAIN STONEWARE . GRÈS CÉRAME . FEINSTEINZEUG



GRIGIO BASALTO

BIANCO




- 60x60** . 24"x24" Ret - GRIP
196391 - Bianco PM - 66,00
- 60x120** . 24"x48" Ret - GRIP
196991 - Bianco PM - 77,50
- 90x90** . 36"x36" Ret - GRIP
197021 - Bianco PM - 77,50

BEIGE



- 60x60** . 24"x24" Ret - GRIP
196392 - Beige PM - 66,00

CAPPUCCINO




- 60x60** . 24"x24" Ret - GRIP
196393 - Cappuccino PM - 66,00
- 60x120** . 24"x48" Ret - GRIP
196993 - Cappuccino PM - 77,50
- 90x90** . 36"x36" Ret - GRIP
197023 - Cappuccino PM - 77,50

GRIGIO CENERE



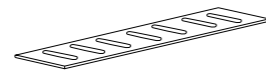

- 60x60** . 24"x24" Ret - GRIP
196394 - Grigio Cenere PM - 66,00
- 90x90** . 36"x36" Ret - GRIP
197024 - Grigio Cenere PM - 77,50

GRIGIO BASALTO



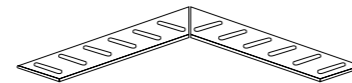
- 60x60** . 24"x24" Ret - GRIP
196395 - Grigio Basalto PM - 66,00
- 60x120** . 24"x48" Ret - GRIP
196995 - Grigio Basalto PM - 77,50
- 90x90** . 36"x36" Ret - GRIP
197025 - Grigio Basalto PM - 77,50

PEZZI SPECIALI . SPECIAL PIECES PIÈCES SPÉCIALES . SPEZIALTEILE



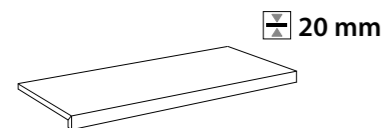
PP - 85,00

- Griglia**
 20x60 . 8"x24" Ret - GRIP
- 196471** - Bianco
196472 - Beige
196473 - Cappuccino
196474 - Grigio Cenere
196475 - Grigio Basalto



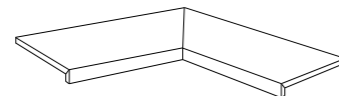
PP - 210,00

- Angolo Griglia**
 20x60 . 8"x24" Ret - GRIP
- 196481** - Bianco
196482 - Beige
196483 - Cappuccino
196484 - Grigio Cenere
196485 - Grigio Basalto



PP - 155,00

- Gradino Costa Retta**
 33x60 . 13"x24" Ret - GRIP
- 196441** - Bianco
196442 - Beige
196443 - Cappuccino
196444 - Grigio Cenere
196445 - Grigio Basalto



PP - 385,00

- Angolo Int. Gradino Costa Retta**
 33x60 . 13"x24" Ret - GRIP
- 196451** - Bianco
196452 - Beige
196453 - Cappuccino
196454 - Grigio Cenere
196455 - Grigio Basalto



PP - 164,00

- Angolo Est. Gradino Costa Retta**
 33x33 . 13"x13" Ret - GRIP
- 196461** - Bianco
196462 - Beige
196463 - Cappuccino
196464 - Grigio Cenere
196465 - Grigio Basalto



COPICO

GRES PORCELLANATO . PORCELAIN STONWARE . GRÉS CÉRAME . FEINSTEINZEUG



COPICO

GRES PORCELLANATO . PORCELAIN STONEWARE . GRÉS CÉRAME . FEINSTEINZEUG

CREAM



194771 - 60x120 . 24"x48" Ret - MATT

PM - 56,70



195251 - 60x60 . 24"x24" Ret - MATT


PM - 46,70



194891 - 30x60 . 12"x24" Ret - MATT


PM - 46,70

BROWN



194773 - 60x120 . 24"x48" Ret - MATT

PM - 56,70



195253 - 60x60 . 24"x24" Ret - MATT

PM - 46,70



194893 - 30x60 . 12"x24" Ret - MATT

PM - 46,70



BLUE



194774 - 60x120 . 24"x48" Ret - MATT

PM - 56,70



195254 - 60x60 . 24"x24" Ret - MATT

PM - 46,70



194894 - 30x60 . 12"x24" Ret - MATT

PM - 46,70

GREY



194772 - 60x120 . 24"x48" Ret - MATT

PM - 56,70



195252 - 60x60 . 24"x24" Ret - MATT

PM - 46,70



194892 - 30x60 . 12"x24" Ret - MATT

PM - 46,70

PEZZI SPECIALI 10MM . SPECIAL PIECES . PIÈCES SPÉCIALES . SPEZIALTEILE



Battiscopa
7x60 . 2,5x24" Ret - MATT

PL - 13,50



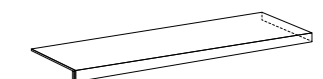
Angolo Gradino Costa Retta SX
33x120 . 13"x48" Ret - MATT

PP - 300,00



Gradino Costa Retta
33x120 . 13"x48" Ret - MATT

PP - 250,00



Ang. Grad. Costa Retta DX
33x120 . 13"x48" Ret - MATT

PP - 300,00

194951 - Cream
194953 - Brown
194952 - Grey
194954 - Blue

194941 - Cream
194943 - Brown
194942 - Grey
194944 - Blue

194921 - Cream
194923 - Brown
194922 - Grey
194924 - Blue

194931 - Cream
194933 - Brown
194932 - Grey
194934 - Blue


V2

SVILUPPO GRAFICO / PATTERNS


60x120 **8** Facce differenti / Different Patterns
60x60 **16** Facce differenti / Different Patterns
30x60 **32** Facce differenti / Different Patterns

MINI


PIASTRELLE IN MONOPOROSA . MONOPOROSA TILES




BIANCO




BLU




AVORIO




CARDINALE



MICA



SMERALDO




MARRONE



VERDE



GRIGIO



NERO

MINI

PIASTRELLE IN MONOPOROSA . MONOPOROSA TILES



BIANCO



19341A - 6,25x12,5 . 2,5"x5" GLOSSY PM - 85,00



19484A - 6,25x12,5 . 2,5"x5" Sticks GLOSSY * PM - 88,00

AVORIO



19341B - 6,25x12,5 . 2,5"x5" GLOSSY PM - 85,00



19484B - 6,25x12,5 . 2,5"x5" Sticks GLOSSY * PM - 88,00

GRIGIO

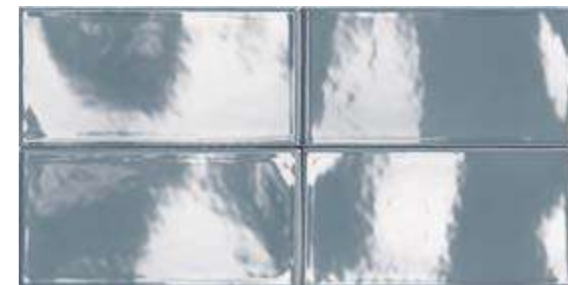


19341C - 6,25x12,5 . 2,5"x5" GLOSSY PM - 85,00



19484C - 6,25x12,5 . 2,5"x5" Sticks GLOSSY PM - 88,00

BLU



19341M - 6,25x12,5 . 2,5"x5" GLOSSY PM - 85,00



19484M - 6,25x12,5 . 2,5"x5" Sticks GLOSSY PM - 88,00

MICA

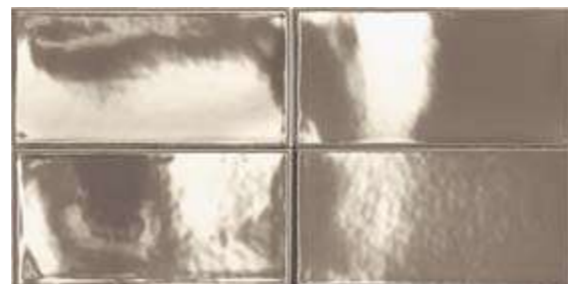


19341O - 6,25x12,5 . 2,5"x5" GLOSSY PM - 85,00



19484O - 6,25x12,5 . 2,5"x5" Sticks GLOSSY * PM - 88,00

MARRONE

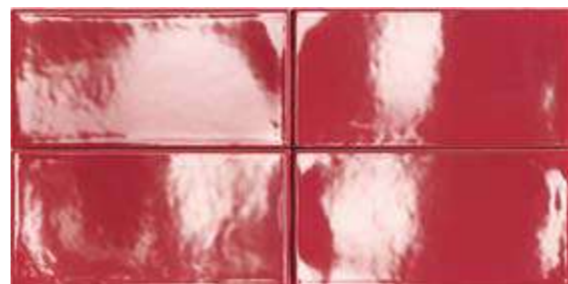


19341P - 6,25x12,5 . 2,5"x5" GLOSSY PM - 85,00



19484P - 6,25x12,5 . 2,5"x5" Sticks GLOSSY * PM - 88,00

CARDINALE

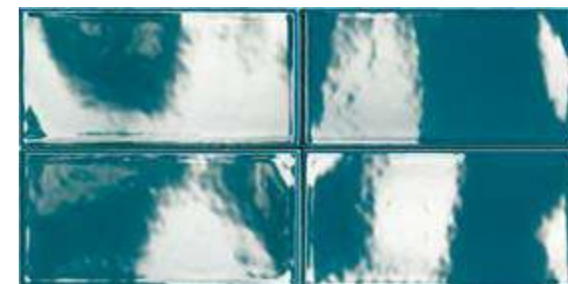


19341H - 6,25x12,5 . 2,5"x5" GLOSSY PM - 85,00




19484H - 6,25x12,5 . 2,5"x5" Sticks GLOSSY * PM - 88,00

SMERALDO



19341L - 6,25x12,5 . 2,5"x5" GLOSSY PM - 85,00

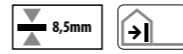


19484L - 6,25x12,5 . 2,5"x5" Sticks GLOSSY * PM - 88,00

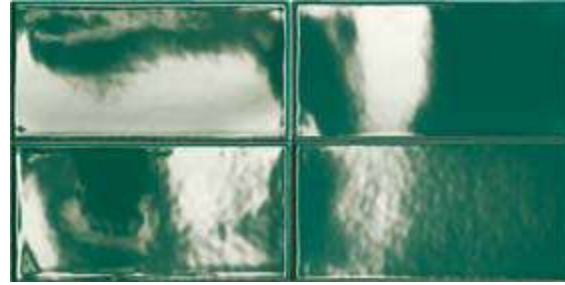
* 3 strutture diverse - 3 different structures

MINI


PIASTRELLE IN MONOPOROSA .MONOPOROSA TILES



VERDE



19341Q - 6,25x12,5 . 2,5"x5" GLOSSY PM - 85,00



19484Q - 6,25x12,5 . 2,5"x5" Sticks GLOSSY * PM - 88,00

NERO



19341N - 6,25x12,5 . 2,5"x5" GLOSSY PM - 85,00



19484N - 6,25x12,5 . 2,5"x5" Sticks GLOSSY * PM - 88,00

134

135



V1 SVILUPPO GRAFICO / PATTERNS
6,25x12,5 1 Faccia - Tinta unita/ Pattern - Solid color

* 3 strutture diverse - 3 different structures

94_EVO

GRES PORCELLANATO . PORCELAIN STONWARE . GRÉS CÉRAME . FEINSTEINZEUG



BIANCO DI SPAGNA



TERRA DI VICENZA



GRIGIO CROMO



MICA PERLATA



NERO FUMO




TERRA D'UMBRIA




OCRA DEL MOROCCO



VERDE DI NICOSIA



TERRA ARABICA



BLU D'EGITTO



94_EVO

GRES PORCELLANATO . PORCELAIN STONEWARE . GRÉS CÉRAME . FEINSTEINZEUG

BIANCO DI SPAGNA



188181 - 120x120 . 48"x48" Ret - MATT PM - 80,00
189071 - 120x120 . 48"x48" Ret - GRIP PM - 81,50




188751 - 90x90 . 36"x36" Ret - MATT PM - 48,50



188221 - 60x120 . 24"x48" Ret - MATT PM - 56,70



188231 - 60x60 . 24"x24" Ret - MATT PM - 39,90



188581 - 30x60 . 12"x24" Ret - MATT PM - 39,90
189521 - 30x60 . 12"x24" Ret - GRIP PM - 39,90



190071 - 30x30 . 12"x12" (5x5 . 2"x2") PP - 18,00
 Modulo rete Ret - MATT



TERRA DI VICENZA




18875A - 90x90 . 36"x36" Ret - MATT PM - 48,50




18822A - 60x120 . 24"x48" Ret - MATT PM - 56,70



18823A - 60x60 . 24"x24" Ret - MATT PM - 39,90



18858A - 30x60 . 12"x24" Ret - MATT PM - 39,90



19007A - 30x30 . 12"x12" (5x5 . 2"x2") PP - 18,00
 Modulo rete Ret - MATT

V2

SVILUPPO GRAFICO / PATTERNS

- | | |
|------------------------|---|
| 120x120 | 4 Facce differenti / Different Patterns |
| 90x90 | 8 Facce differenti / Different Patterns |
| 60x120 | 12 Facce differenti / Different Patterns |
| 60x60 | 24 Facce differenti / Different Patterns |
| 30x60 | 48 Facce differenti / Different Patterns |
| 60x120 Cheri | 2 Facce differenti / Different Patterns |
| 60x120 Pigmenti | 4 Facce differenti / Different Patterns |
| 60x60 Pigmenti | 8 Facce differenti / Different Patterns |

PEZZI SPECIALI . SPECIAL PIECES . PIÈCES SPÉCIALES . SPEZIALTEILE



PL - 13,50

Battiscopa
 7x60 . 2,5"x24" - Ret - MATT

188661 - Bianco di Spagna
18866A - Terra di Vicenza



PP - 300,00

Angolo Gradino Costa Retta SX
 33x120 . 13"x48" - Ret - MATT

188651 - Bianco di Spagna
18865A - Terra di Vicenza



PP - 250,00

Gradino Costa Retta
 33x120 . 13"x48" - Ret - MATT

188621 - Bianco di Spagna
18862A - Terra di Vicenza



PP - 300,00

Angolo Gradino Costa Retta DX
 33x120 . 13"x48" - Ret - MATT

188631 - Bianco di Spagna
18863A - Terra di Vicenza

94_EVO

GRES PORCELLANATO . PORCELAIN STONEWARE . GRÉS CÉRAME . FEINSTEINZEUG

GRIGIO CROMO



188182 - 120x120 . 48"x48" Ret - MATT PM - 80,00
189072 - 120x120 . 48"x48" Ret - GRIP PM - 81,50



188752 - 90x90 . 36"x36" Ret - MATT PM - 48,50




188222 - 60x120 . 24"x48" Ret - MATT PM - 56,70



188232 - 60x60 . 24"x24" Ret - MATT PM - 39,90



188582 - 30x60 . 12"x24" Ret - MATT PM - 39,90
189522 - 30x60 . 12"x24" Ret - GRIP PM - 39,90




190072 - 30x30 . 12"x12" (5x5 . 2"x2") PP - 18,00
 Modulo rete Ret - MATT



MICA PERLATA



188183 - 120x120 . 48"x48" Ret - MATT PM - 80,00
189073 - 120x120 . 48"x48" Ret - GRIP PM - 81,50



188753 - 90x90 . 36"x36" Ret - MATT PM - 48,50




188223 - 60x120 . 24"x48" Ret - MATT PM - 56,70



188233 - 60x60 . 24"x24" Ret - MATT PM - 39,90



188583 - 30x60 . 12"x24" Ret - MATT PM - 39,90
189523 - 30x60 . 12"x24" Ret - GRIP PM - 39,90



190073 - 30x30 . 12"x12" (5x5 . 2"x2") PP - 18,00
 Modulo rete Ret - MATT

140

141

V2 SVILUPPO GRAFICO / PATTERNS

- | | |
|------------------------|---|
| 120x120 | 4 Facce differenti / Different Patterns |
| 90x90 | 8 Facce differenti / Different Patterns |
| 60x120 | 12 Facce differenti / Different Patterns |
| 60x60 | 24 Facce differenti / Different Patterns |
| 30x60 | 48 Facce differenti / Different Patterns |
| 60x120 Cheri | 2 Facce differenti / Different Patterns |
| 60x120 Pigmenti | 4 Facce differenti / Different Patterns |
| 60x60 Pigmenti | 8 Facce differenti / Different Patterns |

PEZZI SPECIALI . SPECIAL PIECES . PIÈCES SPÉCIALES . SPEZIALTEILE

*info*tech p. 238



PL - 13,50
Battiscopa
 7x60 . 2,5"x24" - Ret - MATT
188662 - Grigio Cromo
188663 - Mica Perlata



PP - 300,00
Angolo Gradino Costa Retta SX
 33x120 . 13"x48" - Ret - MATT
188652 - Grigio Cromo
188653 - Mica Perlata



PP - 250,00
Gradino Costa Retta
 33x120 . 13"x48" - Ret - MATT
188622 - Grigio Cromo
188623 - Mica Perlata



PP - 300,00
Angolo Gradino Costa Retta DX
 33x120 . 13"x48" - Ret - MATT
188632 - Grigio Cromo
188633 - Mica Perlata

94_EVO

GRES PORCELLANATO . PORCELAIN STONEWARE . GRÉS CÉRAME . FEINSTEINZEUG



NERO FUMO



188759 - 90x90 . 36"x36" Ret - MATT PM - 48,50



188229 - 60x120 . 24"x48" Ret - MATT PM - 56,70




188239 - 60x60 . 24"x24" Ret - MATT PM - 39,90



188589 - 30x60 . 12"x24" Ret - MATT PM - 39,90

189529 - 30x60 . 12"x24" Ret - GRIP PM - 39,90



190079 - 30x30 . 12"x12" PP - 18,00
(5x5 . 2"x2")
Modulo rete Ret - MATT

142

143

PEZZI SPECIALI . SPECIAL PIECES . PIÈCES SPÉCIALES . SPEZIALTEILE

inotech p. 238



PL - 13,50

Battiscopa
7x60 . 2,5"x24" - Ret - MATT
188669 - Nero Fumo



PP - 300,00

Angolo Gradino Costa Retta SX
33x120 . 13"x48" - Ret - MATT
188659 - Nero Fumo



PP - 250,00

Gradino Costa Retta
33x120 . 13"x48" - Ret - MATT
188629 - Nero Fumo



PP - 300,00

Angolo Gradino Costa Retta DX
33x120 . 13"x48" - Ret - MATT
188639 - Nero Fumo



Pavimento . Floor: Grigio Cromo 120x120 . 48"x48" Ret - MATT
Rivestimento . Wall tile: Blu d'Egitto 60x120 . 24"x48" Ret - MATT / Chéri La Nuit 60x120 . 24"x48" Ret - MATT

94_EVO


GRES PORCELLANATO . PORCELAIN STONEWARE . GRÉS CÉRAME . FEINSTEINZEUG

TERRA D'UMBRIA




188224 - 60x120 . 24"x48" Ret - MATT

PM - 56,70



188234 - 60x60 . 24"x24" Ret - MATT

PM - 39,90



190074 - 30x30 . 12"x12" (5x5 . 2"x2") Modulo rete Ret - MATT

PP - 18,00

OCRA DEL MOROCCO




188225 - 60x120 . 24"x48" Ret - MATT

PM - 56,70



188235 - 60x60 . 24"x24" Ret - MATT

PM - 39,90



190075 - 30x30 . 12"x12" (5x5 . 2"x2") Modulo rete Ret - MATT

PP - 18,00

VERDE DI NICOSIA




188226 - 60x120 . 24"x48" Ret - MATT

PM - 56,70



188236 - 60x60 . 24"x24" Ret - MATT

PM - 39,90



190076 - 30x30 . 12"x12" (5x5 . 2"x2") Modulo rete Ret - MATT

PP - 18,00

TERRA ARABICA




188227 - 60x120 . 24"x48" Ret - MATT

PM - 56,70



188237 - 60x60 . 24"x24" Ret - MATT

PM - 39,90



190077 - 30x30 . 12"x12" (5x5 . 2"x2") Modulo rete Ret - MATT

PP - 18,00



BLU D'EGITTO




188228 - 60x120 . 24"x48" Ret - MATT

PM - 56,70



188238 - 60x60 . 24"x24" Ret - MATT

PM - 39,90



190078 - 30x30 . 12"x12" (5x5 . 2"x2") Modulo rete Ret - MATT

PP - 18,00

94_EVO DECORI



189652 - 60x120 . 24"x48" Chéri La Nuit Ret - MATT

PM - 63,00



188230 - 60x60 . 24"x24" Pigmenti Ret - MATT

PM - 50,00



189651 - 60x120 . 24"x48" Chéri Le Jour Ret - MATT

PM - 63,00



188220 - 60x120 . 24"x48" Pigmenti Ret - MATT

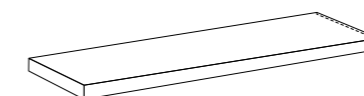
PM - 63,00

PEZZI SPECIALI . SPECIAL PIECES . PIÈCES SPÉCIALES . SPEZIALTEILE



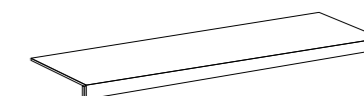
PL - 13,50

Battiscopa
7x60 . 2,5"x24" Ret - MATT
188664 - Terra d'Umbria
188665 - Ocra del Morocco
188666 - Verde di Nicosia
188667 - Terra Arabica
188668 - Blu d'Egitto



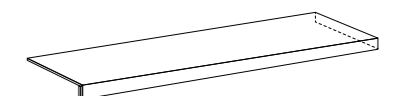
PP - 300,00

Angolo Gradino Costa Retta SX
33x120 . 13"x48" Ret - MATT
188654 - Terra d'Umbria
188655 - Ocra del Morocco
188656 - Verde di Nicosia
188657 - Terra Arabica
188658 - Blu d'Egitto



PP - 250,00

Gradino Costa Retta
33x120 . 13"x48" Ret - MATT
188624 - Terra d'Umbria
188625 - Ocra del Morocco
188626 - Verde di Nicosia
188627 - Terra Arabica
188628 - Blu d'Egitto



PP - 300,00

Angolo Gradino Costa Retta DX
33x120 . 13"x48" Ret - MATT
188634 - Terra d'Umbria
188635 - Ocra del Morocco
188636 - Verde di Nicosia
188637 - Terra Arabica
188638 - Blu d'Egitto

94_EVO 20MM

GRES PORCELLANATO . PORCELAIN STONEWARE . GRÉS CÉRAME . FEINSTEINZEUG


BIANCO DI SPAGNA



188761 - 90x90 . 36"x36" Ret - GRIP

PM - 77,50

GRIGIO CROMO



188762 - 90x90 . 36"x36" Ret - GRIP

PM - 77,50

MICA PERLATA



188763 - 90x90 . 36"x36" Ret - GRIP

PM - 77,50




188681 - 60x60 . 24"x24"
Chéri Le Jour Ret - GRIP

PM - 73,50



188682 - 60x60 . 24"x24"
Chéri La Nuit Ret - GRIP

PM - 73,50



188680 - 60x60 . 24"x24"
Pigmenti Ret - GRIP

PM - 73,50

PEZZI SPECIALI . SPECIAL PIECES PIÈCES SPÉCIALES . SPEZIALTEILE

inotech p. 238

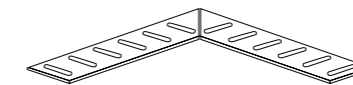
21 mm



PP - 85,00

Griglia
20x45 . 8"x18" Ret - GRIP

- 188731** - Bianco di Spagna
- 188732** - Grigio Cromo
- 188733** - Mica Perlata

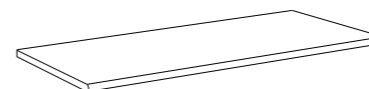


PP - 210,00

Angolo Griglia
20x45 . 8"x18" Ret - GRIP

- 188741** - Bianco di Spagna
- 188742** - Grigio Cromo
- 188743** - Mica Perlata

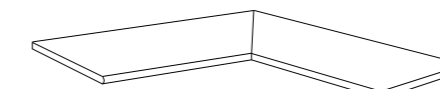
20 mm



PP - 176,00

Gradino Toro
30x90 . 12"x36" Ret - GRIP

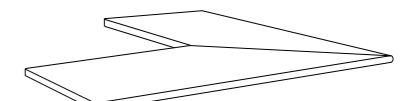
- 188771** - Bianco di Spagna
- 188772** - Grigio Cromo
- 188773** - Mica Perlata



PP - 480,00

Angolo Grad. Toro Int. Dx-Sx
30x90 . 12"x36" Ret - GRIP

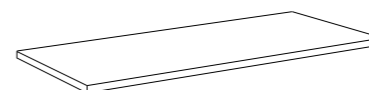
- 188781** - Bianco di Spagna
- 188782** - Grigio Cromo
- 188783** - Mica Perlata



PP - 480,00

Angolo Grad. Toro Est. Dx-Sx
30x90 . 12"x36" Ret - GRIP

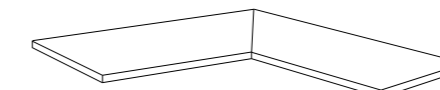
- 188791** - Bianco di Spagna
- 188792** - Grigio Cromo
- 188793** - Mica Perlata



PP - 176,00

Gradino Costa Lucida
30x90 . 12"x36" Ret - GRIP

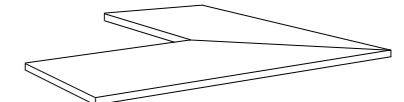
- 188801** - Bianco di Spagna
- 188802** - Grigio Cromo
- 188803** - Mica Perlata



PP - 480,00

Angolo Grad. Costa Lucida Int. Dx-Sx
30x90 . 12"x36" Ret - GRIP

- 188811** - Bianco di Spagna
- 188812** - Grigio Cromo
- 188813** - Mica Perlata



PP - 480,00

Angolo Grad. Costa Lucida Est. Dx-Sx
30x90 . 12"x36" Ret - GRIP

- 188821** - Bianco di Spagna
- 188822** - Grigio Cromo
- 188823** - Mica Perlata

V2 SVILUPPO GRAFICO / PATTERNS

90x90

Pigmenti 60x60

Chéri 60x60


8 Facce differenti / Different Patterns

8 Facce differenti / Different Patterns

4 Facce differenti / Different Patterns

PROGETTO S7

GRES PORCELLANATO . PORCELAIN STONWARE . GRÉS CÉRAME . FEINSTEINZEUG



BIANCO



GRIGIO



ROSA



OCRA



VERDE



BLU




NERO

PROGETTO S7

GRES PORCELLANATO . PORCELAIN STONEWARE . GRÉS CÉRAME . FEINSTEINZEUG



BIANCO



188891 - 8x41.3"x16"
GLOSSY
PM - 46,00



188901 - 16,5x41.6"x16"
Vaschetta GLOSSY
PM - 43,00

GRIGIO



188892 - 8x41.3"x16"
GLOSSY
PM - 46,00



188902 - 16,5x41.6"x16"
Vaschetta GLOSSY
PM - 43,00

ROSA



188894 - 8x41.3"x16"
GLOSSY
PM - 46,00



188904 - 16,5x41.6"x16"
Vaschetta GLOSSY
PM - 43,00

OCRA



188895 - 8x41.3"x16"
GLOSSY
PM - 46,00



188905 - 16,5x41.6"x16"
Vaschetta GLOSSY
PM - 43,00

VERDE



188896 - 8x41.3"x16"
GLOSSY
PM - 46,00




188906 - 16,5x41.6"x16"
Vaschetta GLOSSY
PM - 43,00

BLU




188898 - 8x41.3"x16"
GLOSSY
PM - 46,00



188908 - 16,5x41.6"x16"
Vaschetta GLOSSY
PM - 43,00

NERO



188899 - 8x41.3"x16"
GLOSSY
PM - 46,00



188909 - 16,5x41.6"x16"
Vaschetta GLOSSY
PM - 43,00

V3 SVILUPPO GRAFICO / PATTERNS
16,5x41 20 Facce differenti / Different Patterns
8x41 40 Facce differenti / Different Patterns

PEZZI SPECIALI . SPECIAL PIECES . PIÈCES SPÉCIALES . SPEZIALTEILE

infotech p. 238

PL - 14,00

Bullnose 8x41.3"x16" GLOSSY

- 193021 - Bianco
- 193022 - Grigio
- 193025 - Ocra
- 193026 - Verde
- 193028 - Blu
- 193029 - Nero
- 193024 - Rosa



Rivestimento . Wall tile: Ocra 8x41.3"x16" GLOSSY
Pavimento . Floor: Collection 94_Evo 60x60.24"x24" Pigmenti Ret - MATT


ART BY SICHENIA

INDUSTRIAL

GRES PORCELLANATO . PORCELAIN STONWARE . GRÉS CÉRAME . FEINSTEINZEUG



SESAME



BAMBOO GRIGIO BASALTO



HANAMI WHITE




BAMBOO BEIGE




SEGNI MINIMI



CITY JUNGLE



JULIETTE



ATOCHA BIANCO



SPRING



ATOCHA CAPPUCCINO



ART BY SICHENIA INDUSTRIAL

GRES PORCELLANATO . PORCELAIN STONEWARE . GRÉS CÉRAME . FEINSTEINZEUG

HANAMI



193271 - 60x120 . 24"x48" Hanami White Ret - MATT **PM - 75,00**



193272 - 60x120 . 24"x48" Hanami Blu Ret - MATT **PM - 75,00**

V1

SVILUPPO GRAFICO / PATTERNS

60x120 Composizione a un pezzo / Single subject

Posa sia verticale che orizzontale / Both vertical and horizontal laying

ARTICOLI CON RIPRESA GRAFICA TRA LE DIVERSE LASTRE
CONTENUTA ENTRO UNA TOLLERANZA DI 3 MM.
ITEMS WITH GRAPHIC RESUMPTION BETWEEN THE DIFFERENT
SLABS CONTAINED WITHIN A TOLERANCE OF 3 MM.

SPRING



196511 - 60x120 . 24"x48" Ret - SATIN **PM - 75,00**

CITY JUNGLE



196531 - 60x120 . 24"x48" Ret - SATIN **PM - 75,00**

V3

SVILUPPO GRAFICO / PATTERNS

60x120 Composizione a un pezzo / Single subject

Solo posa verticale / Only vertical laying

ARTICOLI CON RIPRESA GRAFICA TRA LE DIVERSE LASTRE
CONTENUTA ENTRO UNA TOLLERANZA DI 3 MM.
ITEMS WITH GRAPHIC RESUMPTION BETWEEN THE DIFFERENT
SLABS CONTAINED WITHIN A TOLERANCE OF 3 MM.



JULIETTE



196551D - 60x120 . 24"x48" Ret - MATT



PM - 63,00

V3

SVILUPPO GRAFICO / PATTERNS

60x120 Composizione a due pezzi / Two-piece composition

Solo posa verticale / Only vertical laying

COMPOSIZIONE 2 PEZZI - A e B sono inscatolati separatamente
(2pz collo). Vendita minima due composizioni.

COMPOSITION 2 PIECES - A e B are boxed separately
(2 pieces package). Minimum sale of two compositions.

ART BY SICHENIA INDUSTRIAL



BAMBOO



196572D - 60x120 . 24"x48" Grigio Basalto Ret - SATIN PM - 75,00



196571D - 60x120 . 24"x48" Beige Ret - SATIN PM - 75,00

COMPOSIZIONE 2 PEZZI - A e B sono inscatolati separatamente (2pz collo). Vendita minima due composizioni.
 COMPOSITION 2 PIECES - A e B are boxed separately (2 pieces package). Minimum sale of two compositions.

ARTICOLI CON RIPRESA GRAFICA TRA LE DIVERSE LASTRE CONTENUTA ENTRO UNA TOLLERANZA DI 3 MM.
 ITEMS WITH GRAPHIC RESUMPTION BETWEEN THE DIFFERENT SLABS CONTAINED WITHIN A TOLERANCE OF 3 MM.

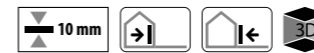
V3 SVILUPPO GRAFICO / PATTERNS
 60x120 Composizione a due pezzi / Two-piece composition
 Posa sia verticale che orizzontale / Both vertical and horizontal laying

SESAME

9 mm



196611 - 60x120 . 24"x48" Ret - SATIN PM - 63,00



ATOCHA

10 mm



196631 - 60x120 . 24"x48" Bianco Ret - SATIN PM - 78,00



196632 - 60x120 . 24"x48" Cappuccino Ret - SATIN PM - 78,00



196633 - 60x120 . 24"x48" Grigio Ret - SATIN PM - 78,00

V2 SVILUPPO GRAFICO / PATTERNS
 60x120 Composizione a un pezzo / Single subject
 Posa verticale-orizzontale / Both vertical-horizontal laying

V2 SVILUPPO GRAFICO / PATTERNS
 60x120 Composizione a un pezzo / Single subject
 Solo posa orizzontale / Only horizontal laying

ART BY SICHENIA

GRES PORCELLANATO . PORCELAIN STONEWARE . GRÉS CÉRAME . FEINSTEINZEUG




giuseppedicostanzo
architecture • design



158

193341 - 20x20 . 8"x8" Segni Minimi Ret - MATT

PM - 78,00



159



SVILUPPO GRAFICO / PATTERNS

20x20

18 Facce differenti / Different Patterns

Rivestimento . Wall tile: Segni Minimi 20x20 . 8"x8" Ret - MATT
Pavimento . Floor: Collection 94_EVO Nero Fumo 90x90 . 36"x36" Ret - MATT

ME_TAL

GRES PORCELLANATO . PORCELAIN STONWARE . GRÉS CÉRAME . FEINSTEINZEUG



160

PEARL

RUST

SILVER

DARK BLUE

CORTEN

BLACK

ME_TAL

GRES PORCELLANATO . PORCELAIN STONEWARE . GRÈS CÉRAME . FEINSTEINZEUG

PEARL



Pannello posato con 20x20 . 8"x8" Ret - R10



184815 - 60x60 . 24"x24"
Ret - R10

PM - 63,00



183695 - 20x20 . 8"x8"
Ret - R10

PM - 66,00



183855 - 60x120 . 24"x48"
Ret - R10

PM - 65,50



SILVER



Pannello posato con 20x20 . 8"x8" Ret - R10



184811 - 60x60 . 24"x24"
Ret - R10

PM - 63,00



183691 - 20x20 . 8"x8"
Ret - R10

PM - 66,00



183851 - 60x120 . 24"x48"
Ret - R10

PM - 65,50

RUST



Pannello posato con 20x20 . 8"x8" Ret - R10



184813 - 60x60 . 24"x24"
Ret - R10

PM - 63,00



183693 - 20x20 . 8"x8"
Ret - R10

PM - 66,00



183853 - 60x120 . 24"x48"
Ret - R10

PM - 65,50

PEZZI SPECIALI . SPECIAL PIECES . PIÈCES SPÉCIALES . SPEZIALTEILE

PL - 13,50 p. 238
Battiscopa **185545** - Pearl
7x60 . 2,5"x24" Ret - R10 **185543** - Rust

V4 **SVILUPPO GRAFICO / PATTERNS**
60x120 **10** Facce differenti / Different Patterns
60x60 **20** Facce differenti / Different Patterns
20x20 **180** Facce differenti / Different Patterns

DARK BLUE



Pannello posato con 20x20 . 8"x8" Ret - R10



184817 - 60x60 . 24"x24"
Ret - R10

PM - 63,00



183697 - 20x20 . 8"x8"
Ret - R10

PM - 66,00



183857 - 60x120 . 24"x48"
Ret - R10

PM - 65,50

PEZZI SPECIALI . SPECIAL PIECES . PIÈCES SPÉCIALES . SPEZIALTEILE

PL - 13,50 p. 238
Battiscopa **185541** - Silver
7x60 . 2,5"x24" Ret - R10 **185547** - Dark Blue

ME_TAL

GRES PORCELLANATO . PORCELAIN STONEWARE . GRÈS CÉRAME . FEINSTEINZEUG

CORTEN



Pannello posato con 20x20 . 8"x8" Ret - R10



184816 - 60x60 . 24"x24"
Ret - R10

PM - 63,00



183696 - 20x20 . 8"x8"
Ret - R10

PM - 66,00




183856 - 60x120 . 24"x48"
Ret - R10

PM - 65,50

ME_TAL 20MM

GRES PORCELLANATO . PORCELAIN STONEWARE . GRÈS CÉRAME . FEINSTEINZEUG



SILVER



189551 - 60x90 . 24"x36"
Ret - GRIP

PM - 76,50

CORTEN



189556 - 60x90 . 24"x36"
Ret - GRIP

PM - 76,50

DARK BLUE



189557 - 60x90 . 24"x36"
Ret - GRIP

PM - 76,50

BLACK



Pannello posato con 20x20 . 8"x8" Ret - R10



184818 - 60x60 . 24"x24"
Ret - R10

PM - 63,00



183698 - 20x20 . 8"x8"
Ret - R10

PM - 66,00



183858 - 60x120 . 24"x48"
Ret - R10

PM - 65,50

V4



SVILUPPO GRAFICO / PATTERNS

60x120 **10** Facce differenti / Different Patterns
60x60 **20** Facce differenti / Different Patterns
20x20 **180** Facce differenti / Different Patterns

60x90 2cm **10** Facce differenti / Different Patterns

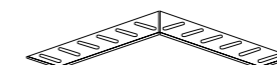
PEZZI SPECIALI . SPECIAL PIECES . PIÈCES SPÉCIALES . SPEZIALTEILE

infotech p. 238



PP - 85,00

Griglia
20x60 . 8"x24" Ret - GRIP **± 21 mm**
193151 - Silver
193156 - Corten
193157 - Dark Blue



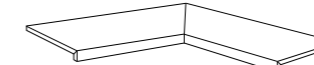
PP - 210,00

Angolo Griglia
20x60 . 8"x24" Ret - GRIP **± 21 mm**
193161 - Silver
193166 - Corten
193167 - Dark Blue



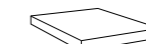
PP - 265,00

Gradino Costa Retta
30x90 . 12"x36" Ret - GRIP
192371 - Silver
192376 - Corten
192377 - Dark Blue



PP - 620,00

Angolo Int. Gradino Costa Retta
30x90 . 12"x36" Ret - GRIP
192381 - Silver
192386 - Corten
192387 - Dark Blue



PP - 140,00

Angolo Est. Gradino Costa Retta
30x30 . 12"x12" Ret - GRIP
193141 - Silver
193146 - Corten
193147 - Dark Blue

PEZZI SPECIALI . SPECIAL PIECES . PIÈCES SPÉCIALES . SPEZIALTEILE



PL - 13,50

Battiscopa
7x60 . 2,5"x24" Ret - R10
185546 - Corten
185548 - Black

infotech p. 238

BLOCK


GRES PORCELLANATO . PORCELAIN STONEWARE . GRÉS CÉRAMÉ . FEINSTEINZEUG




ICE




POWDER



MUD



GREY



GRAPHITE

BLOCK

GRES PORCELLANATO . PORCELAIN STONEWARE . GRÈS CÉRAME . FEINSTEINZEUG

POWDER



176705 - 60x120 . 24"x48"
Ret - SPAZZOLATO **PM - 50,00**


180575 - 60x120 . 24"x48"
Ret - R10 **PM - 48,50**



179925 - 90x90 . 36"x36" Ret - SPAZZOLATO **PM - 50,00**

180605 - 90x90 . 36"x36" Ret - R10 **PM - 48,50**

180615 - 90x90 . 36"x36" Ret - GRIP **PM - 50,00**



180395 - 30x30 . 12"x12"
(5x5 . 2"x2") **PP - 18,00**
Modulo rete Ret - SPAZZOLATO



180145 - 60x60 . 24"x24"
Ret - SPAZZOLATO **PM - 42,00**

180585 - 60x60 . 24"x24"
Ret - R10 **PM - 39,90**



180155 - 30x60 . 12"x24"
Ret - SPAZZOLATO **PM - 42,00**

180595 - 30x60 . 12"x24"
Ret - R10 **PM - 39,90**



GREY



176702 - 60x120 . 24"x48"
Ret - SPAZZOLATO **PM - 50,00**

180572 - 60x120 . 24"x48"
Ret - R10 **PM - 48,50**



179922 - 90x90 . 36"x36" Ret - SPAZZOLATO **PM - 50,00**

180602 - 90x90 . 36"x36" Ret - R10 **PM - 48,50**

180612 - 90x90 . 36"x36" Ret - GRIP **PM - 50,00**



180392 - 30x30 . 12"x12"
(5x5 . 2"x2") **PP - 18,00**
Modulo rete Ret - SPAZZOLATO



180142 - 60x60 . 24"x24"
Ret - SPAZZOLATO **PM - 42,00**

180582 - 60x60 . 24"x24"
Ret - R10 **PM - 39,90**

178902 - 60x60 . 24"x24"
Ret - GRIP



180152 - 30x60 . 12"x24"
Ret - SPAZZOLATO **PM - 42,00**

180592 - 30x60 . 12"x24"
Ret - R10 **PM - 39,90**

MUD



176703 - 60x120 . 24"x48"
Ret - SPAZZOLATO **PM - 50,00**


180573 - 60x120 . 24"x48"
Ret - R10 **PM - 48,50**



179923 - 90x90 . 36"x36" Ret - SPAZZOLATO **PM - 50,00**

180603 - 90x90 . 36"x36" Ret - R10 **PM - 48,50**

180613 - 90x90 . 36"x36" Ret - GRIP **PM - 50,00**




180393 - 30x30 . 12"x12"
(5x5 . 2"x2") **PP - 18,00**
Modulo rete Ret - SPAZZOLATO



180143 - 60x60 . 24"x24"
Ret - SPAZZOLATO **PM - 42,00**

180583 - 60x60 . 24"x24"
Ret - R10 **PM - 39,90**

178903 - 60x60 . 24"x24"
Ret - GRIP



180153 - 30x60 . 12"x24"
Ret - SPAZZOLATO **PM - 42,00**

180593 - 30x60 . 12"x24"
Ret - R10 **PM - 39,90**

GRAPHITE



176704 - 60x120 . 24"x48"
Ret - SPAZZOLATO **PM - 50,00**


180574 - 60x120 . 24"x48"
Ret - R10 **PM - 48,50**



179924 - 90x90 . 36"x36" Ret - SPAZZOLATO **PM - 50,00**

180604 - 90x90 . 36"x36" Ret - R10 **PM - 48,50**

180614 - 90x90 . 36"x36" Ret - GRIP **PM - 50,00**



180394 - 30x30 . 12"x12"
(5x5 . 2"x2") **PP - 18,00**
Modulo rete Ret - SPAZZOLATO



180144 - 60x60 . 24"x24"
Ret - SPAZZOLATO **PM - 42,00**

180584 - 60x60 . 24"x24"
Ret - R10 **PM - 39,90**

178904 - 60x60 . 24"x24"
Ret - GRIP



180154 - 30x60 . 12"x24"
Ret - SPAZZOLATO **PM - 42,00**

180594 - 30x60 . 12"x24"
Ret - R10 **PM - 39,90**

BLOCK

GRES PORCELLANATO . PORCELAIN STONEWARE . GRÈS CÉRAME . FEINSTEINZEUG




ICE



176701 - 60x120 . 24"x48"
Ret - SPAZZOLATO **PM - 50,00**

180571 - 60x120 . 24"x48"
Ret - R10 **PM - 48,50**



179921 - 90x90 . 36"x36" Ret - SPAZZOLATO **PM - 50,00**

180601 - 90x90 . 36"x36" Ret - R10 **PM - 48,50**

180611 - 90x90 . 36"x36" Ret - GRIP **PM - 50,00**




180391 - 30x30 . 12"x12"
(5x5 . 2"x2") **PP - 18,00**
Modulo rete Ret - SPAZZOLATO



180141 - 60x60 . 24"x24"
Ret - SPAZZOLATO **PM - 42,00**

180581 - 60x60 . 24"x24"
Ret - R10 **PM - 39,90**



180151 - 30x60 . 12"x24"
Ret - SPAZZOLATO **PM - 42,00**

180591 - 30x60 . 12"x24"
Ret - R10 **PM - 39,90**

170

V2

SVILUPPO GRAFICO / PATTERNS

- 60x120 **7** Facce differenti / Different Patterns
- 60x60 **14** Facce differenti / Different Patterns
- 90x90 **7** Facce differenti / Different Patterns
- 30x60 **28** Facce differenti / Different Patterns
- 40x120 **14** Facce differenti / Different Patterns

PEZZI SPECIALI . SPECIAL PIECES . PIÈCES SPÉCIALES . SPEZIALTEILE

Infotech p. 238



Battiscopa
7x60 . 2,5"x24"
Ret - SPAZZOLATO

- 180165** - Powder
- 180163** - Mud
- 180162** - Grey
- 180164** - Graphite
- 180161** - Ice



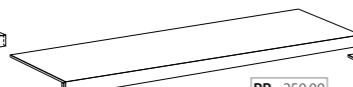
Battiscopa
7x90 . 2,5"x36"
Ret - SPAZZOLATO

- 180175** - Powder
- 180173** - Mud
- 180172** - Grey
- 180174** - Graphite
- 180171** - Ice



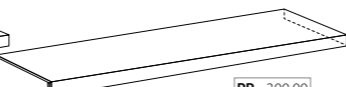
Angolo Gradino Costa Retta SX
33x120 . 13"x48"
Ret - R10

- 180425** - Powder
- 180423** - Mud
- 180422** - Grey
- 180424** - Graphite
- 180421** - Ice




Gradino Costa Retta
33x120 . 13"x48"
Ret - R10

- 180405** - Powder
- 180403** - Mud
- 180402** - Grey
- 180404** - Graphite
- 180401** - Ice



Angolo Gradino Costa Retta DX
33x120 . 13"x48"
Ret - R10

- 180415** - Powder
- 180413** - Mud
- 180412** - Grey
- 180414** - Graphite
- 180411** - Ice



171

BLOCK 20MM

GRES PORCELLANATO . PORCELAIN STONWARE . GRÉS CÉRAME . FEINSTEINZEUG

MUD



180133 - 90x90 . 36"x36"
Ret - GRIP PM - 77,50



181293 - 60x60 . 24"x24"
Ret - GRIP PM - 66,00



193913 - 40x120 . 16"x48"
Ret - GRIP PM - 83,30

172

GREY



180132 - 90x90 . 36"x36"
Ret - GRIP PM - 77,50



181292 - 60x60 . 24"x24"
Ret - GRIP PM - 66,00



193912 - 40x120 . 16"x48"
Ret - GRIP PM - 83,30



GRAPHITE



180134 - 90x90 . 36"x36"
Ret - GRIP PM - 77,50

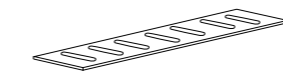


181294 - 60x60 . 24"x24"
Ret - GRIP PM - 66,00

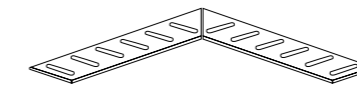
173

PEZZI SPECIALI . SPECIAL PIECES . PIÈCES SPÉCIALES . SPEZIALTEILE

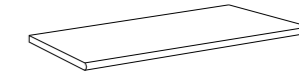
infotech p. 238



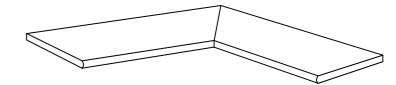
PP - 85,00
Griglia
20x60 . 8"x24" Ret - GRIP
188643 - Mud
188642 - Grey
188644 - Graphite



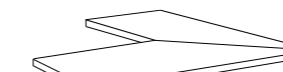
PP - 210,00
Angolo Griglia
20x60 . 8"x24" Ret - GRIP
188713 - Mud
188712 - Grey
188714 - Graphite



PP - 176,00
Gradino Toro
30x90 . 12"x36" Ret - GRIP
184123 - Mud
184122 - Grey
184124 - Graphite



PP - 480,00
Angolo Grad. Toro Interno Dx-Sx
30x90 . 12"x36" Ret - GRIP
184133 - Mud
184132 - Grey
184134 - Graphite



PP - 480,00
Angolo Grad. Toro Esterno Dx-Sx
30x90 . 12"x36" Ret - GRIP
184143 - Mud
184142 - Grey
184144 - Graphite



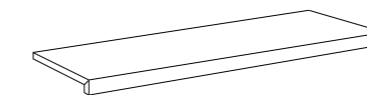
PP - 176,00
Gradino Costa Lucida
30x90 . 12"x36" Ret - GRIP
184153 - Mud
184152 - Grey
184154 - Graphite



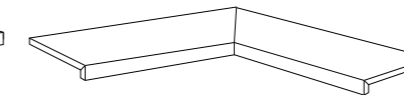
PP - 480,00
Angolo Grad. Costa Lucida Interno Dx-Sx
30x90 . 12"x36" Ret - GRIP
184163 - Mud
184162 - Grey
184164 - Graphite



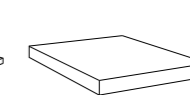
PP - 480,00
Angolo Grad. Costa Lucida Esterno Dx-Sx
30x90 . 12"x36" Ret - GRIP
184173 - Mud
184172 - Grey
184174 - Graphite



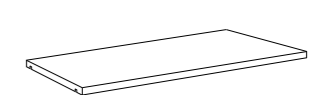
PP - 302,00
Gradino Costa Retta
33x120 . 12"x48" Ret - GRIP
193923 - Mud
193922 - Grey



PP - 757,00
Angolo Int. Gradino Costa Retta
33x120 . 12"x48" Ret - GRIP
193933 - Mud
193932 - Grey



PP - 480,00
Angolo Est. Gradino Costa Retta
33x33 . 12"x12" Ret - GRIP
193943 - Mud
193942 - Grey



PP - 197,00
Copertina
30x60 . 12"x24" Ret - GRIP
193953 - Mud
193952 - Grey

PAVÉ BRICK

GRES PORCELLANATO . PORCELAIN STONEWARE . GRÉS CÉRAME . FEINSTEINZEUG



SBIANCATO



NATURALE



COTTO

PAVÉ BRICK

GRES PORCELLANATO . PORCELAIN STONEWARE . GRÈS CÉRAME . FEINSTEINZEUG



SBIANCATO

NATURALE

COTTO



180261 - 16,5x41 . 6"x16" R10

PM - 51,50



180262 - 16,5x41 . 6"x16" R10

PM - 51,50



180263 - 16,5x41 . 6"x16" R10

PM - 51,50



180271 - 8x41 . 3"x16" R10

PM - 57,50



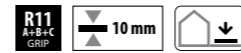
180272 - 8x41 . 3"x16" R10

PM - 57,50



180273 - 8x41 . 3"x16" R10

PM - 57,50



SBIANCATO

NATURALE

COTTO



180281 - 16,5x41 . 6"x16" GRIP

PM - 51,50



180282 - 16,5x41 . 6"x16" GRIP

PM - 51,50



180283 - 16,5x41 . 6"x16" GRIP

PM - 51,50

176

177



V3 SVILUPPO GRAFICO / PATTERNS

16,5x41 40 Facce differenti / Different Patterns
8x41 80 Facce differenti / Different Patterns

PEZZI SPECIALI . SPECIAL PIECES . PIÈCES SPÉCIALES . SPEZIALTEILE

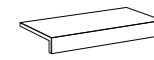
infotech p. 238



PL - 14,00

Battiscopa
7x41 . 2,5"x16" R10

180291 - Sbiancato
180292 - Naturale
180293 - Cotto



PL - 70,00

Elemento a "L"
15x30 . 6"x12" GRIP

9 mm

180301 - Sbiancato
180302 - Naturale
180303 - Cotto

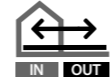
Rivestimento . Wall tile: Naturale 8x41 . 3"x16"
Pavimento . Floor: Collection Block Grey 60x120 . 24"x48" Ret - SPAZZOLATO

WOODLEGNI

GRES PORCELLANATO
PORCELAIN STONEWARE . GRÈS CÉRAME . FEINSTEINZEUG

P_ARKETT	180
SHER_WOOD	188
TRONÇAIS	192
SILVIS	196
ESSENZE	202
NATURE	206


PARKETT




GRES PORCELLANATO . PORCELAIN STONEWARE . GRÈS CÉRAME . FEINSTEINZEUG



LINZ



THUN



TIROL



GRAZ





PARKETT

GRES PORCELLANATO . PORCELAIN STONEWARE . GRÈS CÉRAME . FEINSTEINZEUG

LINZ



196021 - 30x120 . 12"x48" Ret - SATIN

PM - 47,50

196031 - 30x120 . 12"x48" Ret - SOFT GRIP

PM - 47,50



196041 - 20x120 . 8"x48" Ret - SATIN

PM - 47,50

196051 - 20x120 . 8"x48" Ret - SOFT GRIP

PM - 47,50



196071 - 60x120 . 24"x48" Linz Ret - Bambus SATIN

PM - 63,00



196101 - 9,7x53 . 4"x21" Chevron Ret - SATIN

PM - 115,00

184

THUN



196022 - 30x120 . 12"x48" Ret - SATIN

PM - 47,50

196032 - 30x120 . 12"x48" Ret - SOFT GRIP

PM - 47,50



196042 - 20x120 . 8"x48" Ret - SATIN

PM - 47,50

196052 - 20x120 . 8"x48" Ret - SOFT GRIP

PM - 47,50



196075 - 60x120 . 24"x48" Mix Ret - Bambus SATIN

PM - 63,00



196102 - 9,7x53 . 4"x21" Chevron Ret - SATIN

PM - 115,00

V3



SVILUPPO GRAFICO / PATTERNS

30x120

20x120

9,7x53

60x120 **Bambus**

28 Facce differenti / Different Patterns

42 Facce differenti / Different Patterns

192 Facce differenti / Different Patterns

7 Facce differenti / Different Patterns



TIROL



196023 - 30x120 . 12"x48" Ret - SATIN

PM - 47,50

196033 - 30x120 . 12"x48" Ret - SOFT GRIP

PM - 47,50



196043 - 20x120 . 8"x48" Ret - SATIN

PM - 47,50

196053 - 20x120 . 8"x48" Ret - SOFT GRIP

PM - 47,50



196075 - 60x120 . 24"x48" Mix Ret - Bambus SATIN

PM - 63,00



196103 - 9,7x53 . 4"x21" Chevron Ret - SATIN

PM - 115,00

GRAZ



196024 - 30x120 . 12"x48" Ret - SATIN

PM - 47,50

196034 - 30x120 . 12"x48" Ret - SOFT GRIP

PM - 47,50



196044 - 20x120 . 8"x48" Ret - SATIN

PM - 47,50

196054 - 20x120 . 8"x48" Ret - SOFT GRIP

PM - 47,50



196075 - 60x120 . 24"x48" Mix Ret - Bambus SATIN

PM - 63,00



196104 - 9,7x53 . 4"x21" Chevron Ret - SATIN

PM - 115,00

185

Infotech p. 243

INDICAZIONI DI POSA

Laying instructions .

Indications de pose .

Hinweise zur Verlegung .

PARKETT

GRES PORCELLANATO . PORCELAIN STONEWARE . GRÈS CÉRAME . FEINSTEINZEUG

PEZZI SPECIALI . SPECIAL PIECES . PIÈCES SPÉCIALES . SPEZIALTEILE

9 mm

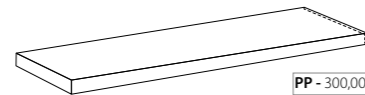
infotech p. 238



PL - 22,00

Battiscopa
6x120 . 2"x48" Ret - SATIN

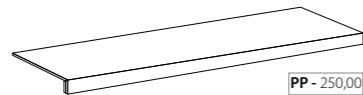
196181 - Linz
196182 - Thun
196183 - Tirol
196184 - Graz



PP - 300,00

Angolo Gradino Costa Retta SX
33x120 . 13"x48" Ret - SATIN

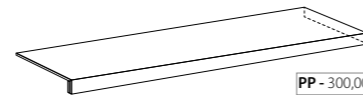
196171 - Linz
196172 - Thun
196173 - Tirol
196174 - Graz



PP - 250,00

Gradino Costa Retta
33x120 . 13"x48" Ret - SATIN

196111 - Linz
196112 - Thun
196113 - Tirol
196114 - Graz



PP - 300,00

Angolo Gradino Costa Retta DX
33x120 . 13"x48" Ret - SATIN

196121 - Linz
196122 - Thun
196123 - Tirol
196124 - Graz

PARKETT 20MM

GRES PORCELLANATO . PORCELAIN STONEWARE . GRÈS CÉRAME . FEINSTEINZEUG



THUN



196142 40x120 . 16"x48" Ret - GRIP

PM - 77,50

GRAZ



196144 40x120 . 16"x48" Ret - GRIP

PM - 77,50



SVILUPPO GRAFICO / PATTERNS

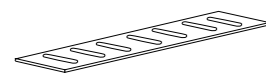
40x120

28 Facce differenti / Different Patterns

PEZZI SPECIALI . SPECIAL PIECES . PIÈCES SPÉCIALES . SPEZIALTEILE

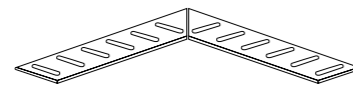
21 mm

infotech p. 238



PP - 85,00

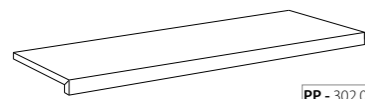
Griglia
20x60 . 6"x24" Ret - GRIP
196222 - Thun
196224 - Graz



PP - 210,00

Angolo Griglia
20x60 . 6"x24" Ret - GRIP
196232 - Thun
196234 - Graz

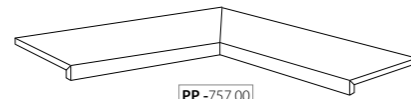
20 mm



PP - 302,00

Gradino costa retta
33x120 . 13"x48" Ret - GRIP

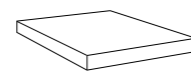
196192 - Thun
196194 - Graz



PP - 757,00

Angolo Interno Gradino costa retta
33x120 . 13"x48" Ret - GRIP


196202 - Thun
196204 - Graz



PP - 168,00

Angolo Esterno Gradino costa retta
33x33 . 13"x13" Ret - GRIP

196212 - Thun
196214 - Graz



Pavimento . Floor: Thun 40x120 . 16"x48" rettificato - GRIP 20mm / Gradino costa retta 33x120 . 13"x48" rettificato - GRIP 20mm
Angolo Est. Gradino Costa Retta 33x120 . 13"x48" rettificato - GRIP 20mm / Griglia, Angolo Griglia 20x60 . 8"x24" rettificato - GRIP 21mm

SHER_WOOD

GRES PORCELLANATO . PORCELAIN STONWARE . GRÉS CÉRAME . FEINSTEINZEUG



CREAM



BEIGE



HONEY



RED BROWN

SHER_WOOD

GRES PORCELLANATO . PORCELAIN STONEWARE . GRÈS CÉRAME . FEINSTEINZEUG



CREAM



188241 - 20x120 . 8"x48" Ret - MATT

PM - 47,50

188301 - 20x120 . 8"x48" Ret - GRIP

PM - 49,00

BEIGE



188242 - 20x120 . 8"x48" Ret - MATT

PM - 47,50

188302 - 20x120 . 8"x48" Ret - GRIP

PM - 49,00



188352 - 8x41 . 3"x16" MATT

PM - 47,50

10 mm

HONEY



188244 - 20x120 . 8"x48" Ret - MATT

PM - 47,50

188304 - 20x120 . 8"x48" Ret - GRIP

PM - 49,00

RED BROWN



188243 - 20x120 . 8"x48" Ret - MATT

PM - 47,50

188303 - 20x120 . 8"x48" Ret - GRIP

PM - 49,00



188353 - 8x41 . 3"x16" MATT

PM - 47,50

10 mm

SHER_WOOD 20MM

GRES PORCELLANATO . PORCELAIN STONEWARE . GRÈS CÉRAME . FEINSTEINZEUG



HONEY



188514 40x120 . 16"x48" Ret - GRIP

PM - 77,50

RED BROWN



188513 40x120 . 16"x48" Ret - GRIP

PM - 77,50

V4 SVILUPPO GRAFICO / PATTERNS

20x120 32 Facce differenti / Different Patterns
8x41 105 Facce differenti / Different Patterns

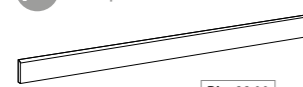
infotech p. 243

INDICAZIONI DI POSA

Laying instructions .
Indications de pose .
Hinweise zur Verlegung .

PEZZI SPECIALI . SPECIAL PIECES . PIÈCES SPÉCIALES . SPEZIALTEILE

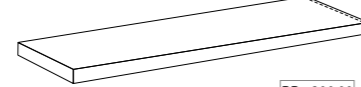
infotech p. 238



PL - 22,00

Battiscopa
6x120 . 2"x48" Ret - MATT

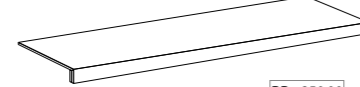
188501 - Cream
188502 - Beige
188504 - Honey
188503 - Red Brown



PP - 300,00

Angolo Gradino Costa Retta SX
33x120 . 13"x48" Ret - MATT

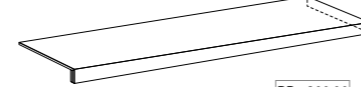
188491 - Cream
188492 - Beige
188494 - Honey
188493 - Red Brown



PP - 250,00

Gradino Costa Retta
33x120 . 13"x48" Ret - MATT

188471 - Cream
188472 - Beige
188474 - Honey
188473 - Red Brown



PP - 300,00

Angolo Gradino Costa Retta DX
33x120 . 13"x48" Ret - MATT

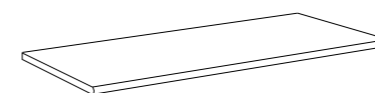
188481 - Cream
188482 - Beige
188484 - Honey
188483 - Red Brown



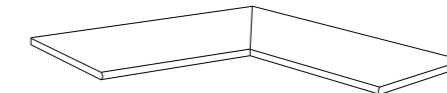
SVILUPPO GRAFICO / PATTERNS
40x120 16 Facce differenti / Different Patterns

PEZZI SPECIALI . SPECIAL PIECES . PIÈCES SPÉCIALES . SPEZIALTEILE

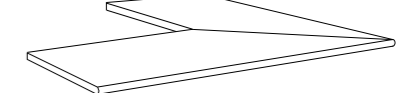
infotech p. 238



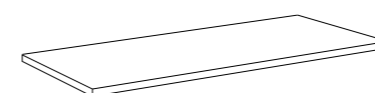
PP - 220,00

Gradino Toro
40x120 . 16"x48" Ret - GRIP
188524 - Honey
188523 - Red Brown

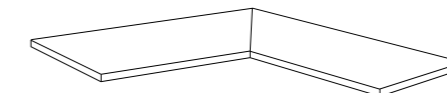
PP - 510,00

Angolo Grad. Toro Interno Dx-Sx
40x120 . 16"x48" Ret - GRIP
188534 - Honey
188533 - Red Brown

PP - 510,00

Angolo Grad. Toro Esterno Dx-Sx
40x120 . 16"x48" Ret - GRIP
188544 - Honey
188543 - Red Brown

PP - 220,00

Gradino Costa Lucida
40x120 . 16"x48" Ret - GRIP
188554 - Honey
188553 - Red Brown

PP - 510,00

Angolo Grad. Costa Lucida Int. Dx-Sx
40x120 . 16"x48" Ret - GRIP
188564 - Honey
188563 - Red Brown

PP - 510,00

Angolo Grad. Costa Lucida Est. Dx-Sx
40x120 . 16"x48" Ret - GRIP
188574 - Honey
188573 - Red Brown

TRONÇAIS

GRES PORCELLANATO . PORCELAIN STONEWARE . GRÈS CÉRAME . FEINSTEINZEUG



BIANCO



NEUTRO



MIELE



COGNAC



DUNA



SAGE

TRONÇAIS

GRES PORCELLANATO . PORCELAIN STONEWARE . GRÈS CÉRAME . FEINSTEINZEUG

BIANCO



187960 26,5x180 . 10"x71" Ret - MATT

PM - 72,00



187980 - 20x120 . 8"x48" Ret - MATT

PM - 47,50

188400 - 20x120 . 8"x48" Ret - GRIP

PM - 49,00

NEUTRO



187961 26,5x180 . 10"x71" Ret - MATT

PM - 72,00



187981 - 20x120 . 8"x48" Ret - MATT

PM - 47,50

188401 - 20x120 . 8"x48" Ret - GRIP

PM - 49,00

MIELE



187962 26,5x180 . 10"x71" Ret - MATT

PM - 72,00



187982 - 20x120 . 8"x48" Ret - MATT

PM - 47,50

188402 - 20x120 . 8"x48" Ret - GRIP

PM - 49,00



COGNAC



187963 26,5x180 . 10"x71" Ret - MATT

PM - 72,00



187983 - 20x120 . 8"x48" Ret - MATT

PM - 47,50

188403 - 20x120 . 8"x48" Ret - GRIP

PM - 49,00

DUNA



187964 26,5x180 . 10"x71" Ret - MATT



187984 - 20x120 . 8"x48" Ret - MATT

PM - 47,50

188404 - 20x120 . 8"x48" Ret - GRIP

PM - 49,00

SAGE



187985 - 20x120 . 8"x48" Ret - MATT

PM - 47,50

infotech p. 243

INDICAZIONI DI POSA

Laying instructions .
Indications de pose .
Hinweise zur Verlegung .

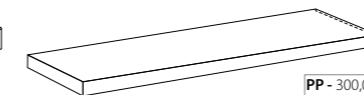
PEZZI SPECIALI . SPECIAL PIECES . PIÈCES SPÉCIALES . SPEZIALTEILE

infotech p. 238



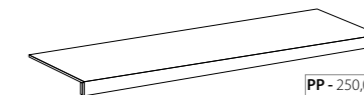
Battiscopa
6x120 . 2"x48" Ret - MATT

PL - 22,00



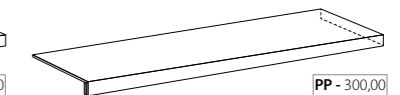
Angolo Gradino Costa Retta SX
33x120 . 13"x48" Ret - MATT

PP - 300,00



Gradino Costa Retta
33x120 . 13"x48" Ret - MATT

PP - 250,00



Angolo Gradino Costa Retta DX
33x120 . 13"x48" Ret - MATT

PP - 300,00

188460 - Bianco
188461 - Neutro
188462 - Miele
188463 - Cognac
188464 - Duna
188465 - Sage

188450 - Bianco
188451 - Neutro
188452 - Miele
188453 - Cognac
188454 - Duna
188455 - Sage

188410 - Bianco
188411 - Neutro
188412 - Miele
188413 - Cognac
188414 - Duna
188415 - Sage

188430 - Bianco
188431 - Neutro
188432 - Miele
188433 - Cognac
188434 - Duna
188435 - Sage

V2

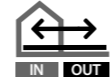


SVILUPPO GRAFICO / PATTERNS

20x120 30 Facce differenti / Different Patterns
26,5x180 12 Facce differenti / Different Patterns

SILVIS

GRES PORCELLANATO . PORCELAIN STONWARE . GRÈS CÉRAME . FEINSTEINZEUG




ACERO



ROVERE



LARICE



MOGANO



NOCE



SILVIS

GRES PORCELLANATO . PORCELAIN STONEWARE . GRÈS CÉRAME . FEINSTEINZEUG

ACERO



181641 - 30x120 . 12"x48" Ret - R10

PM - 47,50



181651 - 20x120 . 8"x48" Ret - R10

PM - 47,50



183401 - 20x120 . 8"x48" Fascia Modulo Rete Ret - R10

PP - 24,00

ROVERE



181642 - 30x120 . 12"x48" Ret - R10

PM - 47,50



181652 - 20x120 . 8"x48" Ret - R10

PM - 47,50

181672 - 20x120 . 8"x48" Ret - GRIP

PM - 49,00



183402 - 20x120 . 8"x48" Fascia Modulo Rete Ret - R10

PP - 24,00

198



LARICE



181643 - 30x120 . 12"x48" Ret - R10

PM - 47,50



181653 - 20x120 . 8"x48" Ret - R10

PM - 47,50

181673 - 20x120 . 8"x48" Ret - GRIP

PM - 49,00



183403 - 20x120 . 8"x48" Fascia Modulo Rete Ret - R10

PP - 24,00

MOGANO



181644 - 30x120 . 12"x48" Ret - R10

PM - 47,50



181654 - 20x120 . 8"x48" Ret - R10

PM - 47,50



183404 - 20x120 . 8"x48" Fascia Modulo Rete Ret - R10

PP - 24,00

199

SILVIS

GRES PORCELLANATO . PORCELAIN STONEWARE . GRÈS CÉRAME . FEINSTEINZEUG



NOCE



181645 - 30x120 . 12"x48" Ret - R10

PM - 47,50



181655 - 20x120 . 8"x48" Ret - R10

PM - 47,50

181675 - 20x120 . 8"x48" Ret - GRIP

PM - 49,00



183405 - 20x120 . 8"x48" Fascia Modulo Rete Ret - R10

PP - 24,00

SILVIS 20MM

GRES PORCELLANATO . PORCELAIN STONEWARE . GRÈS CÉRAME . FEINSTEINZEUG



ROVERE



181872 - 40x120 . 16"x48" Ret - GRIP

PM - 77,50

LARICE



181873 - 40x120 . 16"x48" Ret - GRIP

PM - 77,50

NOCE



181875 - 40x120 . 16"x48" Ret - GRIP

PM - 77,50

V3

SVILUPPO GRAFICO / PATTERNS

30x120 12 Facce differenti / Different Patterns
 20x120 18 Facce differenti / Different Patterns
 40x120 12 Facce differenti / Different Patterns

infotech p. 243

INDICAZIONI DI POSA

Laying instructions .
 Indications de pose .
 Hinweise zur Verlegung .

PEZZI SPECIALI . SPECIAL PIECES . PIÈCES SPÉCIALES . SPEZIALTEILE

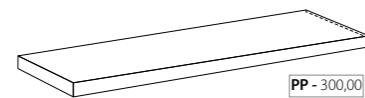
infotech p. 238



Battiscopa
 6x120 . 2"x48" Ret - R10

PL - 22,00

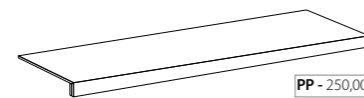
181711 - Acero
 181712 - Rovere
 181713 - Larice
 181714 - Mogano
 181715 - Noce



Angolo Gradino Costa Retta SX
 33x120 . 13"x48" Ret - R10

PP - 300,00

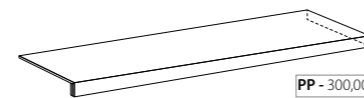
181701 - Acero
 181702 - Rovere
 181703 - Larice
 181704 - Mogano
 181705 - Noce



Gradino Costa Retta
 33x120 . 13"x48" Ret - R10

PP - 250,00

181681 - Acero
 181682 - Rovere
 181683 - Larice
 181684 - Mogano
 181685 - Noce



Angolo Gradino Costa Retta DX
 33x120 . 13"x48" Ret - R10

PP - 300,00

181691 - Acero
 181692 - Rovere
 181693 - Larice
 181694 - Mogano
 181695 - Noce

infotech p. 243

INDICAZIONI DI POSA

Laying instructions .
 Indications de pose .
 Hinweise zur Verlegung .

PEZZI SPECIALI . SPECIAL PIECES . PIÈCES SPÉCIALES . SPEZIALTEILE

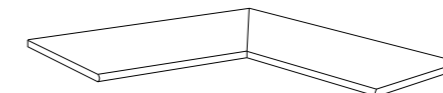
infotech p. 238



Gradino Toro
 40x120 . 16"x48" Ret - GRIP

PP - 220,00

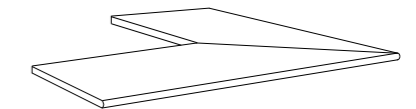
184362 - Rovere
 184363 - Larice
 184365 - Noce



Angolo Grad. Toro Interno Dx-Sx
 40x120 . 16"x48" Ret - GRIP

PP - 510,00

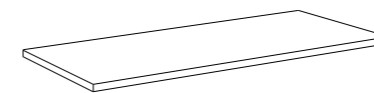
184372 - Rovere
 184373 - Larice
 184375 - Noce



Angolo Grad. Toro Esterno Dx-Sx
 40x120 . 16"x48" Ret - GRIP

PP - 510,00

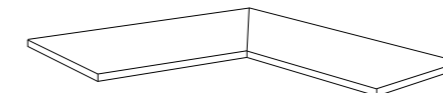
184382 - Rovere
 184383 - Larice
 184385 - Noce



Gradino Costa Lucida
 40x120 . 16"x48" Ret - GRIP

PP - 220,00

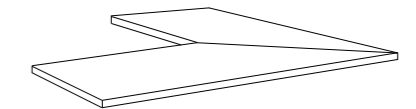
184392 - Rovere
 184393 - Larice
 184395 - Noce



Angolo Grad. Costa Lucida Interno Dx-Sx
 40x120 . 16"x48" Ret - GRIP

PP - 510,00

184402 - Rovere
 184403 - Larice
 184405 - Noce



Angolo Grad. Costa Lucida Esterno Dx-Sx
 40x120 . 16"x48" Ret - GRIP

PP - 510,00

184412 - Rovere
 184413 - Larice
 184415 - Noce

ESSENZE

GRES PORCELLANATO . PORCELAIN STONWARE . GRÈS CÉRAME . FEINSTEINZEUG



ABETE



ROVERE



LARICE

ESSENZE

GRES PORCELLANATO . PORCELAIN STONEWARE . GRÈS CÉRAME . FEINSTEINZEUG



ABETE



276033 - 30x120 . 12"x48" Ret - R9

PM - 47,50



276043 - 20x120 . 8"x48" Ret - R9

PM - 47,50

LARICE



276031 - 30x120 . 12"x48" Ret - R9

PM - 47,50



276041 - 20x120 . 8"x48" Ret - R9

PM - 47,50

ROVERE



276032 - 30x120 . 12"x48" Ret - R9

PM - 47,50



276042 - 20x120 . 8"x48" Ret - R9

PM - 47,50

204

205

V3

SVILUPPO GRAFICO / PATTERNS

30x120 12 Facce differenti / Different Patterns
20x120 18 Facce differenti / Different Patterns

infotech p. 243

INDICAZIONI DI POSA

Laying instructions .
Indications de pose .
Hinweise zur Verlegung .

PEZZI SPECIALI . SPECIAL PIECES . PIÈCES SPÉCIALES . SPEZIALTEILE

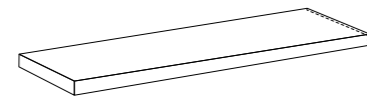
infotech p. 238



PL - 22,00

Battiscopa
6x120 . 2"x48" Ret - R9

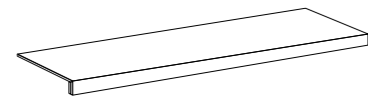
276081 - Larice
276082 - Rovere
276083 - Abete



PP - 300,00

Angolo Gradino Costa Retta SX
33x120 . 13"x48" Ret - R9

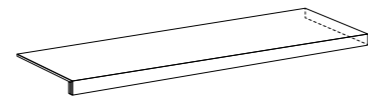
276071 - Larice
276072 - Rovere
276073 - Abete



PP - 250,00

Gradino Costa Retta
33x120 . 13"x48" Ret - R9


276051 - Larice
276052 - Rovere
276053 - Abete



PP - 300,00

Angolo Gradino Costa Retta DX
33x120 . 13"x48" Ret - R9

276061 - Larice
276062 - Rovere
276063 - Abete



Pavimento . Floor: Rovere 60x120 . 12"x48" Ret - R9

NATURE

GRES PORCELLANATO . PORCELAIN STONEWARE . GRÉS CÉRAME . FEINSTEINZEUG



AVORIO



CENERE

NATURE

GRES PORCELLANATO . PORCELAIN STONEWARE . GRÈS CÉRAME . FEINSTEINZEUG



AVORIO



NTUR211 - 20x120 . 8"x48" Ret - R9

PM - 47,50

CENERE



NTUR214 - 20x120 . 8"x48" Ret - R9

PM - 47,50

208

V3 SVILUPPO GRAFICO / PATTERNS
20x120 12 Facce differenti / Different Patterns

infotech p. 243

INDICAZIONI DI POSA
Laying instructions .
Indications de pose .
Hinweise zur Verlegung .

PEZZI SPECIALI . SPECIAL PIECES . PIÈCES SPÉCIALES . SPEZIALTEILE

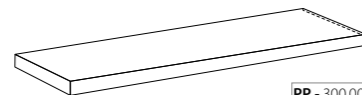
infotech p. 238



PL - 22,00

Battiscopa
6x120 . 2"x48" Ret - R9

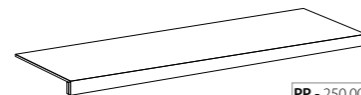
NTU B711 - Avorio
NTU B714 - Cenere



PP - 300,00

Angolo Gradino Costa Retta SX
33x120 . 13"x48" Ret - R9

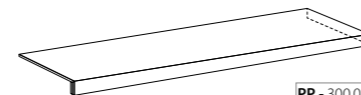
NTU A321 - Avorio
NTU A324 - Cenere



PP - 250,00

Gradino Costa Retta
33x120 . 13"x48" Ret - R9

NTU G311 - Avorio
NTU G314 - Cenere



PP - 300,00

Angolo Gradino Costa Retta DX
33x120 . 13"x48" Ret - R9

NTU A311 - Avorio
NTU A314 - Cenere



209

SPESSORATI 1.4/2.0

GRES PORCELLANATO
PORCELAIN STONEWARE · GRÈS CÉRAME · FEINSTEINZEUG

1.4 212
OUTDOOR 20MM 218

1.4

GRES PORCELLANATO . PORCELAIN STONWARE . GRÉS CÉRAME . FEINSTEINZEUG



212

BIANCO

GRIGIO CENERE

GREIGE

GREY

NERO SCURO

TECH-4S

1.4

GRES PORCELLANATO . PORCELAIN STONEWARE . GRÈS CÉRAME . FEINSTEINZEUG



BIANCO



198611 - 60x60 . 24"x24" Ret - BRUSH
PM - 56,00

GRIGIO CENERE



198614 - 60x60 . 24"x24" Ret - BRUSH
PM - 56,00

GREIGE



198613 - 60x60 . 24"x24" Ret - BRUSH
PM - 56,00

GREY




198612 - 60x60 . 24"x24" Ret - BRUSH
PM - 56,00

NERO SCURO



498625 - 60x60 . 24"x24" Ret - BRUSH
PM - 56,00

TECH-4S



198615 - 60x60 . 24"x24" Ret - BRUSH
PM - 56,00

214

215



V2

SVILUPPO GRAFICO / PATTERNS

- 60x60 Bianco **20** Facce differenti / Different Patterns
- 60x60 Grigio Cenere **20** Facce differenti / Different Patterns
- 60x60 Greige **10** Facce differenti / Different Patterns
- 60x60 Grey **14** Facce differenti / Different Patterns
- 60x60 Dark **10** Facce differenti / Different Patterns
- 60x60 Tech-4S **1** Facce differenti / Different Patterns

SICHENIA 14 mm

SUPER RESISTENTE ESTREMAMENTE COMPATTO INALTERABILE ECOLOGICO

HIGHLY RESISTANT . EXTREMELY COMPACT . PERMANENT . ECOLOGICAL
SUPER RÉSISTANT . EXTRÊMEMENT COMPACT . INALTÉRABLE . ÉCOLOGIQUE
SUPER BESTÄNDIG . EXTREM KOMPAKT . UNVERÄNDERLICH . WIRTSCHAFTLICH

Finissime polveri colorate, compattate con grandi presse idrauliche e greificate tramite la cottura a 1250°C, danno vita a **SICHENIA 14mm** il gres porcellanato spessore 14mm. Il nostro processo produttivo permette a **SICHENIA 14mm** di essere tre volte più resistente del tradizionale 10mm.

. **SICHENIA 14mm** ha un carico di rottura di 500kg rispetto ai 200kg del gres 10mm e presenta elevati livelli di resistenza al calpestio e alle abrasioni. Questo lo rende utilizzabile sia per le pavimentazioni ad altissimo calpestio, come gli ingressi degli aeroporti, sia per quelle di casa.

. Non si deforma, non gela e non risente degli sbalzi di temperatura.

. Non trattiene lo sporco ed è facile da pulire.

. La nanotecnologia **Soft Grip Spessorato (BRUSHED)** rende il materiale estremamente adattabile, pratico per interni ed esterni e per ambienti pubblici o privati.

. Essendo prodotto con minimo 40% di materiale riciclato e non presentando fenomeni di cessione o dispersione nell'aria di materie tossiche, lo rendono materiale attento all'ambiente.

Very fine coloured powders, compacted with large hydraulic presses and vitrified through firing at 1250°C, give life to **SICHENIA 14mm** porcelain stoneware with 14mm thickness. Our production process makes **SICHENIA 14mm** three times more resistant when compared to traditional 10mm tiles.

. **SICHENIA 14mm** has a tensile strength of 500kg compared to the 200 kg of traditional 10 mm stoneware and has high levels of resistance to foot traffic, wear and abrasion. This means that **SICHENIA 14mm** can be used in homes but also in high traffic areas such as airports.

. It does not deform, is resistant to subzero temperatures and is unaffected by temperature changes

. It does not retain dirt and it is easy to clean

. **Soft Grip Spessorato (BRUSHED)** nanotechnology makes the material extremely adaptable, perfect for indoors and outdoors and for public or private environments.

. It is produced with a minimum of 40% recycled material and does not present phenomena of dispersion of toxic materials into the air. This characteristic makes it an environmentally friendly material.

Des poudres très fines de couleur, compactées avec de grandes presses hydrauliques et vitrifiées par cuisson à 1250 ° C, donnent vie au **SICHENIA 14mm**, grès cérame de 14 mm d'épaisseur. Notre processus de production permet au **SICHENIA 14mm** d'être trois fois plus résistant que le traditionnel 10 mm.

. **SICHENIA 14mm** a une charge de rupture de 500 kg contre 200 kg pour le grès de 10 mm et présente des niveaux élevés de résistance au piétinement et à l'abrasion. Cela le rend utilisable à la fois pour les étages à très fort trafic, tels que les entrées d'aéroport, et pour le privé.

. Il ne se déforme pas, ne gèle pas et n'est pas affecté par les changements brusques de température.

. Il ne retient pas la saleté et est facile à nettoyer.

. La nanotechnologie **Soft Grip Spessorato (BRUSHED)** rend le matériau extrêmement adaptable, pratique pour l'intérieur et l'extérieur et pour les environnements publics ou privés.

. Étant produit avec un minimum de 40% de matière recyclée, ne présentant pas de phénomènes de transfert ou de dispersion dans l'air de matières toxiques, il devient donc un matériau respectueux de l'environnement.

Sehr fein gefärbte Pulver, die mit großen Hydraulikpressen verdichtet und durch Brennen bei 1250 ° C verglast werden, geben **SICHENIA 14mm** dickem Feinsteinzeug, Leben. Unser Produktionsprozess ermöglicht es **SICHENIA 14mm**, dreimal stärker als die herkömmlichen 10 mm zu sein.

. **SICHENIA 14mm** hat eine Bruchlast von 500 kg. Im Vergleich dazu 10mm starkes Feinssteinzeug nur 200 kg. Ebenso eine hohe Beständigkeit gegen Trampeln und Abrieb. Dies macht es sowohl für sehr stark frequentierte Bereiche wie Flughafeneingänge als auch für Privathaushalte geeignet.

. Es verformt sich nicht, gefriert nicht und wird nicht durch plötzliche Temperaturwechsel beeinträchtigt.

. Es nimmt keinen Schmutz auf und ist leicht zu reinigen.










. Die **Soft Grip Spessorato (BRUSHED)**-Nanotechnologie macht das Material äußerst anpassungsfähig, praktisch für den Innen- und Außenbereich sowie für öffentliche oder private Umgebungen.

. Da es mit mindestens 40% recyceltem Material hergestellt wird und keine Ausdünstung oder Dispersion toxischer Materialien in die Luft aufweist, ist es ein umweltfreundliches Material.



OUTDOOR 20MM















GRES PORCELLANATO . PORCELAIN STONEWARE . GRÈS CÉRAMÉ . FEINSTEINZEUG

CREMA LUNA	 90x90	 60x120	 60x60	CREMA LUNA Cream	CREMA LUNA Mist	CREMA LUNA Urban	
	CHANTILLY	 60x90	CHANTILLY Mélange	CHANTILLY Crème	CHANTILLY Beige	CHANTILLY Mélange de Nuit	
		PAVÉ DELLE ALPI	 60x90	PAVÉ DELLE ALPI Sestriere	PAVÉ DELLE ALPI Quarzo Grigio	PAVÉ DELLE ALPI Quarzo Multicolore	PAVÉ DELLE ALPI Valmalenco
 60x60	PAVÉ DELLE ALPI Sestriere		PAVÉ DELLE ALPI Quarzo Grigio	PAVÉ DELLE ALPI Quarzo Multicolore			
 30x60	PAVÉ DELLE ALPI Sestriere		PAVÉ DELLE ALPI Quarzo Grigio	PAVÉ DELLE ALPI Quarzo Multicolore			
AMBOISE	 90x90 Chipped Edge	 60x90 Chipped Edge	AMBOISE Beige	AMBOISE Grigio	AMBOISE Bianco	AMBOISE Oro	
	 40x120 Straight - Edge	AMBOISE Beige	AMBOISE Grigio				
	AR_GENT	 90x90	AR_GENT Greige	AR_GENT Ash	AR_GENT Cream		
CHATEAUX		 60x90	CHATEAUX Cotto				
	 90x90	 60x90	 60x60	 60x60	CHATEAUX Taupe	CHATEAUX Cementine Taupe	CHATEAUX Antracite

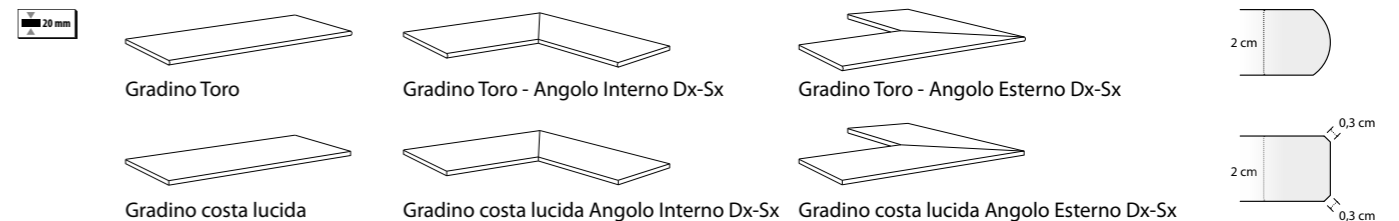
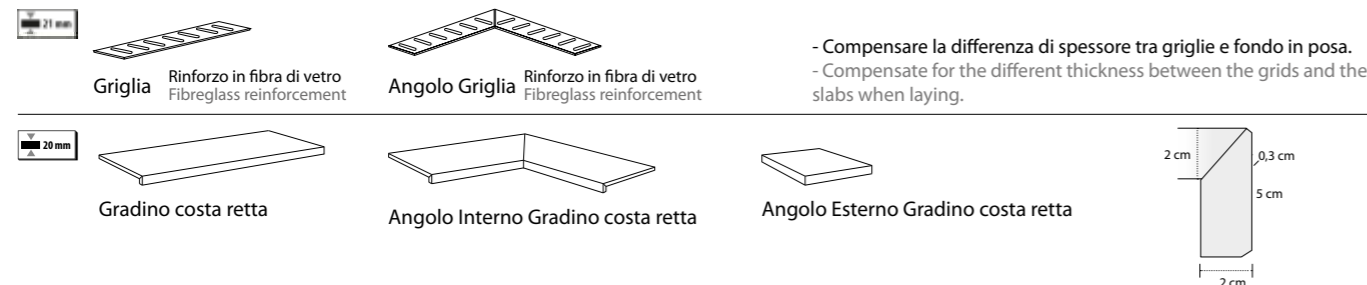
218

219



P-ARKETT	 40x120	P-ARKETT Thun	P-ARKETT Graz				
	SHER_WOOD	 40x120	SHER_WOOD Red Brown	SHER_WOOD Honey			
SILVIS		 40x120	SILVIS Rovere	SILVIS Larice	SILVIS Noce		
	CON_CRETE3	 90x90	CON_CRETE3 Bianco	CON_CRETE3 Cappuccino	CON_CRETE3 Grigio Basito	CON_CRETE3 Grigio Cenere	
 60x120		CON_CRETE3 Bianco	CON_CRETE3 Cappuccino	CON_CRETE3 Grigio Basito			
94_EVO	 90x90	94_EVO Bianco di Spagna	94_EVO Grigio Cromo	94_EVO Mica Perlata	94_EVO Pigmenti	94_EVO Chéri La Nuit	94_EVO Chéri Le Jour
	 60x60	 60x60	 60x60	 60x60			
ME_TAL	 60x90	ME_TAL Silver	ME_TAL Corten	ME_TAL Dark Blue			
	BLOCK	 90x90	BLOCK Mud	BLOCK Grey	BLOCK Graphite		
 60x60		BLOCK Mud	BLOCK Grey				
 40x120	BLOCK Mud	BLOCK Grey					

PEZZI SPECIALI . SPECIAL PIECES . PIÈCES SPÉCIALES . SPEZIALTEILE



20 mm. SU OGNI FONDO E PER OGNI ESIGENZA SEMPRE IL MASSIMO RISULTATO.

20 mm. SUITABLE ON ANY BASE AND FOR ALL REQUIREMENTS, OFFERING MAXIMUM RESULTS.
 20 mm. SUR TOUTE SOUS-COUCHE ET TOUTE EXIGENCE, TOUJOURS LES MEILLEURS RÉSULTATS.
 20 mm. AUF JEDEM UNTERGRUND UND BEI ALLEN ERFORDERNISSEN STETS DAS HÖCHSTE ERGEBNIS.




4.

220



1.



2.



3.



2.



4.

Le lastre con spessore 20 mm nascono appositamente per risolvere le problematiche di arredo degli spazi esterni.

L'alto spessore consente una maggiore versatilità di posa senza l'utilizzo di collanti. Diventa quindi la soluzione perfetta per tutti gli ambienti in esterno con fondi in terra, ghiaia o sabbia.

La posa a colla con metodo tradizionale permette di ottenere superfici estremamente resistenti ideali per spazi soggetti al passaggio e allo stazionamento di autoveicoli. Inoltre le lastre Sichenia di 20 mm possono integrarsi con i sistemi di supporti per consentire di creare pavimentazioni sopraelevate capaci di alloggiare impianti.

The 20 mm thick slabs are designed to solve exterior design problems.

The high thickness offers greater laying versatility without the use of adhesives. It is therefore the ideal solution for exterior surfaces made of earth, gravel or sand.

With the conventional laying system using adhesive, it is possible to obtain extremely resistant surfaces, ideal for spaces subjected to vehicle traffic or parking. Sichenia's 20 mm thick slabs can also be used with support systems to create raised floors suitable to house cabling and piping.

Les dalles d'une épaisseur de 20 mm sont spécialement conçues pour résoudre les problèmes de la décoration des espaces extérieurs.


La grande épaisseur permet une meilleure polyvalence de pose sans l'utilisation de colles. Elle devient donc la solution parfaite pour tous les espaces extérieurs avec des substrats de terre, de gravier ou de sable.

La pose avec de la colle suivant la méthode traditionnelle permet d'obtenir des surfaces extrêmement résistantes, parfaites pour les espaces de passage et de stationnement de véhicules. En outre, les dalles Sichenia de 20 mm peuvent être intégrées aux systèmes de support pour permettre de créer des dallages surélevés capables de contenir des installations.

Die Platten mit einer Stärke von 20 mm wurden eigens entworfen, um Einrichtungsprobleme von Außenflächen zu lösen.

Die hohe Stärke ermöglicht eine größere Vielseitigkeit bei der Verlegung ohne Verwendung von Klebern. Sie stellen somit eine perfekte Lösung für alle Außenflächen mit Untergründen aus Erde, Kies und Sand dar.

Bei Verlegung mit der traditionellen Methode unter Einsatz von Klebern werden äußerst widerstandsfähige Flächen erzielt, die sich besonders gut für Böden eignen, die mit Fahrzeugen befahren und auf denen Fahrzeuge abgestellt werden. Außerdem können die 20 mm-Platten von Sichenia mit Stützsyste men zur Schaffung von Doppelböden, mit Unterbringung von Anlagen, kombiniert werden.



1.

POSA SU MASSETTO. Per applicazioni carrabili o sottoposte a sollecitazioni eccezionali procedere alla posa del materiale incollandolo su massetto cementizio. Lasciare fuga minima di 2 mm e rispettare i giunti di dilatazione.

Installation on screed. For surfaces that will be used by vehicles or subject to very high stress, install the material by bonding it to cement screed. Leave a tile gap at least 2 mm and respect expansion joints.

Pose sur chape. Pour des applications pour véhicules ou soumises à des sollicitations exceptionnelles, poser le matériau en le collant sur une chape de ciment. Laisser des joints de 2 mm au moins et respecter les joints de dilatation.

Verlegung auf Estrich. Für befahrbaren oder außergewöhnlichen Belastungen ausgesetzte Anwendungen die Verlegung des Materials vornehmen, indem man es auf Zementestrich anklebt. Fugen von mindestens 2 mm lassen und die Dehnungsfugen einhalten.



3.

POSA SOPRAELEVATA SU SOLAI. La posa sopraelevata su solai piani consente di realizzare pavimentazioni galleggianti su supporti distanziatori fissi, con regolazione manuale o con testina mobile. Grazie ai supporti di sopraelevazione si possono realizzare pavimenti con intercapedini di differenti altezze che garantiscono la ventilazione degli strati inferiori, l'assenza di muffe e umidità residua e una facile disposizione, manutenzione e modifica degli impianti.

Raised installation on roofs. With raised installation on flat, floating pavement can be built on fixed spacing supports, which can be adjusted manually or with a height adjuster. Thanks to the raised supports, pavements can be built with gaps at different heights that provide ventilation to the lower layers, thus preventing mold and residual moisture, and enable the pavement system to be arranged, maintained and modified with ease.

Pose surélevée sur toits. La pose surélevée sur toits plats permet de réaliser de revêtements de sol flottants sur des supports de séparation fixes, avec réglage manuel ou tête mobile. Grâce aux supports surélevée, des revêtements de sol avec des espaces de différentes hauteurs peuvent être réalisés, pour garantir la ventilation des couches inférieures, l'absence de moisissures et d'humidité résiduelle ainsi qu'une mise en place, un entretien et une modification faciles des installations.

Verlegung als Doppelboden auf Flächen. Ein überhöhtes Verlegen auf ebenen Zwischenböden ermöglicht einen schwimmenden Bodenbelag auf festen, einstellbaren Distanzstücken mit manueller Einstellung oder mit mobilem Kopf. Dank den Untergrundplatten können Böden mit unterschiedlich hohen Hohlräumen eingerichtet werden, in denen die unteren Schichten belüftet werden, wodurch Schimmel und Restfeuchte vermieden und ein leichtes Verlegen, Warten und Ändern der Anlagen gewährleistet werden.

POSA A SECCO SU GHIAIA O SABBIA. La posa a secco su ghiaia consente una facile applicazione sia su terreno che su solai piani di copertura. La posa è consigliata con l'utilizzo di ghiaia o sabbia con granulometria mista compresa tra 0,5 e 8 mm.

Dry installation on gravel or sand. Dry installation on gravel is simple on both the ground and on flat supports. We recommend using gravel or sand with a mixed granulometry of 0.5 to 8 mm.

Pose à sec sur gravier ou sable. La pose à sec sur gravier permet une application facile au sol et sur des toits des terrasses planes. Il est conseillé d'utiliser du gravier ou du sable d'une granulométrie mixte comprise entre 0.5 et 8 mm.

Verlegen auf Trockenem Kies oder Sand. Das Verlegen auf trockenem Kies ermöglicht eine leichte Anwendung Böden und ebenen Zwischenböden. Wird die Verwendung von Kies oder Sand mit mittlerer Korngröße zwischen 0.5 und 8 mm empfohlen.

POSA SU ERBA. La posa a secco su erba consente la realizzazione di camminamenti ed aree in grado di integrarsi sia con il verde circostante che con differenti contesti architettonici. Le destinazioni d'uso ideali sono i giardini, i vialetti ed i camminamenti residenziali ma anche quelli di parchi e spazi ricreativi pubblici.

Laying on grass. Dry laying on grass allows the creation of paths and areas that integrate well both with the surrounding landscaping and a variety of architectural contexts. Used in this way, it is ideal not only for the gardens and paths of homes and residential complexes, but also for those of larger private and public parks and leisure areas.

Pose sur l'herbe. La pose à sec sur l'herbe permet la réalisation de sentiers et de zones s'accordant parfaitement aussi bien avec le vert environnant qu'avec de différents contextes architecturaux. Les domaines d'application idéaux sont les jardins, les allées et les sentiers résidentiels, mais également les parcs et espaces publics récréatifs.

Verlegung auf Gras. Die Trockenverlegung auf Gras ermöglicht das Anlegen von Trittsteinwegen und Flächen, die sich harmonisch in das umgebende Grün und das bauliche Umfeld einfügen. Ideale Anwendungsbereiche sind Gärten, Gehwege und Trittsteinwege in Wohnbereichen, Parks und Freizeitanlagen.

221

INFORMAZIONI TECNICHE

TECHNICAL INFORMATION
INFORMATION TECHNIQUE
TECHNISCHE INFORMATIONEN

GRES PORCELLANATO
PORCELAIN STONEWARE . GRÈS CÉRAME . FEINSTEINZEUG

SUPERFICI SENZA BARRIERE TRA INTERNI ED ESTERNI 224

Surfaces without barriers between indoor and outdoor.
Surfaces sans barrières entre l'intérieur et l'extérieur.
Oberflächen ohne Barrieren zwischen innen und außen.

SOFT GRIP TUTTI I PREGI DELLA CERAMICA 226

Soft grip all the qualities of ceramics.
Soft Grip toutes les qualités de la céramique.
Soft Grip die alle Werte der Keramik.

LE CARATTERISTICHE TECNICHE 228

Technical properties.
Caractéristiques techniques.
Technische Eigenschaften.

CARATTERISTICHE TECNICHE DI SUPERFICIE 232

Technical surface properties.
Caractéristiques techniques des surfaces.
Technische Eigenschaften der Oberfläche.

CARATTERISTICHE TECNICHE DI SUPPORTO 235

Physical properties of the tile's body.
Caractéristiques techniques du corps du carreau.
Technische Eigenschaften des Scherbens.

TABELLA DEI CALIBRI 236

Calibre table.
Tableau des calibres.
Tabelle der Kaliber.

LA CLASSIFICAZIONE DELLE TONALITÀ 237

Color Shade Variation Guide.
Classification des tonalités.
Farbspiel-Klassifizierung.

I PEZZI SPECIALI 238

Trims.
Les pièces spéciales.
Die Formteile.

CONSIGLI DI POSA 242

Laying instructions.
Indications de pose.
Hinweise zur Verlegung.

INDICAZIONI DI POSA 243

Laying suggestions.
Conseils pour la pose.
Verlegehinweise.

IMBALLI E MOVIMENTAZIONE 245

Packaging and handling
Imballages et manutention
Verpackungseinheiten und Handhabung

PULIZIA E MANUTENZIONE 246

Cleaning and maintenance information.
Informations sur le nettoyage et l'entretien.
Informationen zur reinigung und pflege.


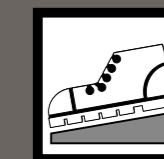
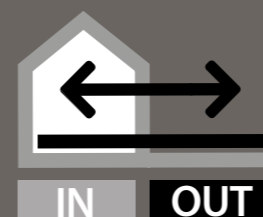
CONDIZIONI GENERALI DI VENDITA E GARANZIE 250

General sales conditions and guarantees.
Conditions générales de vente et garanties.
Allgemeine Geschäfts- und Garantiebedingungen.

PACKING LIST 254

SUPERFICI SENZA BARRIERE TRA INTERNI ED ESTERNI.

SURFACES WITHOUT BARRIERS BETWEEN INDOOR AND OUTDOOR.
SURFACES SANS BARRIÈRES ENTRE L'INTÉRIEUR ET L'EXTÉRIEUR.
OBERFLÄCHEN OHNE BARRIEREN ZWISCHEN INNEN UND AUßEN.



224

225

LE CARATTERISTICHE DI SUPERFICIE DELLE COLLEZIONI SICHENIA CONSENTONO DI PASSARE DALLO SPAZIO INTERNO A QUELLO ESTERNO MANTENENDO ARMONIE DI COLORE E GEOMETRIE ARCHITETTONICHE. Le superfici per esterno sono progettate per resistere nel tempo agli agenti atmosferici e per garantire sicurezza di appoggio del piede con e senza calzatura. Le soluzioni antiscivolo certificate R11 A+B garantiscono aderenza sia in condizioni di superficie asciutta che bagnata mantenendo coerenza estetica con le superfici interne di tutti gli ambienti sia pubblici che privati. La gamma di Sichenia comprende anche le **superfici con spessore 20 mm** ideate per risolvere con stile e semplicità le problematiche di posa sui fondi esterni naturali.

THE CHARACTERISTICS OF THE SURFACES OF THE SICHENIA COLLECTIONS CREATE A CONSISTENT LOOK BETWEEN INTERIOR AND EXTERIOR SPACES, MAINTAINING ARCHITECTURAL GEOMETRIES AND HARMONIOUS COLOURS. The outdoor surfaces are designed to resist to atmospheric agents in time and to guarantee safety with or without footwear. The non-slip solutions, certified R11 A+B, guarantee adherence when the surface is both wet and dry, maintaining a coherent and harmonious appearance with the internal surfaces of both private and public spaces. The Sichenia range also includes **20 mm thick surfaces** designed to offer a simple and stylish solution when laying on natural outdoor surfaces.

LES CARACTÉRISTIQUES DES SURFACES DES COLLECTIONS SICHENIA PERMETTENT DE PASSER DE L'INTÉRIEUR À L'EXTÉRIEUR TOUT EN PRÉSERVANT LES HARMONIES DE COULEUR ET LES GÉOMÉTRIES ARCHITECTURALES. Les surfaces pour l'extérieur sont conçues pour résister dans le temps aux agents atmosphériques et pour garantir la sécurité d'appui du pied avec et sans chaussures. Les solutions antidérapantes certifiées R11 A+B garantissent l'adhérence dans des conditions de surface sèche et mouillée en préservant la cohérence esthétique avec les surfaces internes des espaces publics et privés. La gamme de Sichenia comprend également les surfaces d'une **épaisseur de 20 mm** conçues pour résoudre avec style et simplicité les problèmes de pose sur les substrats extérieurs naturels.

DIE MERKMALE DER FLÄCHEN DER SICHENIA-KOLLEKTIONEN GESTATTEN EINEN ÜBERGANG VON INNEN- AUF AUSSEN-RÄUME UNTER EINHALTUNG DER FARBENHARMONIE UND DER ARCHITEKTONISCHEN FORMEN. Die Flächen für außen sind so ausgelegt, dass sie langfristig gegen Witterungseinflüsse beständig sind und eine ausgezeichnete Standsicherheit für die Füße, mit und ohne Schuhe, gewährleisten. Die rutschfesten R11A+B-zertifizierten Lösungen garantieren sowohl bei trockener als auch bei nasser Oberfläche eine ausgezeichnete Haftung, unter Beibehaltung des ästhetischen Zusammenhangs mit den Innenflächen aller öffentlichen und privaten Umgebungen. Das Sichenia-Programm enthält auch Flächen mit einer **Stärke von 20 mm**, die geschaffen wurden, um mit Stil und Einfachheit Verlegeprobleme auf externen Naturuntergründen zu lösen.

LA NANOTECNOLOGIA CHE UNISCE IN UN SOLO PRODOTTO TUTTI I PREGI DELLA CERAMICA.

THE NANOTECHNOLOGY THAT COMBINES ALL THE QUALITIES OF CERAMICS INTO ONE PRODUCT.
NANOTECHNOLOGIE QUI COMBINE TOUTES LES QUALITÉS DE LA CÉRAMIQUE EN UN SEUL PRODUIT.
DIE NANOTECHNOLOGIE, DIE ALLE WERTE DER KERAMIK IN EINEM PRODUKT VEREINT.

226



227

IMMAGINARE DI UTILIZZARE LA STESSA SUPERFICIE PER PIÙ DESTINAZIONI D'USO È ORA POSSIBILE GRAZIE ALL'EVOLUZIONE DELLO SMALTO UTILIZZATO NELLE COLLEZIONI SICHENIA. La finitura Soft Grip si presenta morbida e piacevole al tatto ma al tempo stesso resistente allo scivolamento, con elevate prestazioni tecniche. Questa nuova tecnologia permette di posare la stessa collezione in diverse aree, può essere utilizzata sia in ambienti interni che esterni, residenziali e commerciali, rendendo armoniose ed equilibrate tutte le zone. Non c'è più bisogno di scegliere le collezioni in base alle destinazioni d'uso, grazie alla nanotecnologia targata Sichenia è possibile avere le migliori caratteristiche della ceramica in un solo prodotto. Fondamentale aspetto è anche il notevole risparmio in termini di spazio dato che non sarà più necessario rifornire il magazzino con diversi prodotti ma ne basterà solo uno dotato di tecnologia "SOFT-GRIP" che soddisferà qualsiasi richiesta.

NOW IT IS POSSIBLE TO IMAGINE THE SAME SURFACE FOR MULTIPLE USES, THANKS TO THE REVOLUTIONARY GLAZE USED IN SICHENIA COLLECTIONS. The Soft Grip finish is smooth and pleasant to the touch but at the same time has anti-slip properties and high-end technical features. This new technology allows the same product to be placed in different areas, it can be used both indoors and outdoors, residential and commercial and makes all areas harmonious and balanced. There's no more need to choose collections according to the intended use, thanks to Sichenia's nanotechnology it is now possible to have the best characteristics of ceramics in one product. These intrinsic properties of the product also bring about substantial benefits when it comes to warehouse space management, as it is no longer necessary to have different products in stock for specific uses (indoor and outdoor), but only one version supplied with "Soft-Grip" technology that will satisfy any request.

IMAGINER UTILISER LA MÊME SURFACE POUR DE MULTIPLES USAGES EST DÉSORMAIS POSSIBLE GRÂCE À L'ÉVOLUTION DE L'ÉMAIL UTILISÉ DANS LES COLLECTIONS SICHENIA. La finition Soft Grip est douce et agréable au toucher mais en même temps résistante au glissement, avec des performances techniques élevées. Cette nouvelle technologie permet à la même collection d'être installée dans des zones différentes, elle peut être utilisée aussi bien à l'intérieur qu'à l'extérieur, résidentielle et commerciale, rendant toutes les zones harmonieuses et équilibrées. Il n'est plus nécessaire de choisir des collections en fonction de l'utilisation prévue, grâce à la nanotechnologie de Sichenia, il est possible d'avoir les meilleures caractéristiques de la céramique dans un seul produit. Le gain considérable en termes d'espace est également un aspect fondamental puisqu'il ne sera plus nécessaire d'approvisionner l'entrepôt en différents produits mais un seul équipé de la technologie "Soft-Grip" suffira à satisfaire toute demande.

STELLEN SIE SICH VOR, DIESELBE OBERFLÄCHE FÜR MEHRERE OBERFLÄCHEN ZU VERWENDEN, JETZT IST ES MÖGLICH, DANK DER REVOLUTIONÄREN EMAILLE, DIE SICHENIA IN SEINEN KOLLEKTIONEN VERWENDET. Die Soft-Grip-Oberfläche ist glatt und fühlt sich angenehm an, verfügt aber gleichzeitig über Anti Slip-Eigenschaften und hohe technische Leistungen. Dank dieser neuen Technologie wird es von nun an machbar sein, ein und dieselbe Kollektion in verschiedenen Bereichen zu verwenden, sowohl im Innen- als auch im Außenbereich, sowohl im privaten als auch im gewerblichen Bereich, wodurch alle Wohnbereiche harmonisch und ausgewogen werden. Es ist nicht mehr notwendig, die Kollektionen je nach Verwendungszweck auszuwählen, dank Sichenia's Nanotechnologie ist es möglich, die besten Eigenschaften von Keramiken in einem Produkt. Ein weiterer wichtiger Aspekt ist darüber hinaus die Platzersparnis im Lager, da nicht mehr verschiedene Produkte benötigt werden, sondern nur noch eines, das mit der "Soft-Grip" - Technologie ausgestattet ist und jeder Anforderung gerecht wird.

Caratteristiche tecniche di superficie

Technical surface properties.
Caractéristiques techniques des surfaces.
Technische Eigenschaften der Oberfläche.

STONE PIETRE	Bordi Edges. Bords. Kanten.	Spessore Thickness. Épaisseur. Stärke.	Resistenza allo scivolamento Slip resistance. Résistance au glissement. Rutschfestigkeit.							Resistenza alle macchie (Pulibilità) Resistance to staining. Résistance aux produits tachants. Flecken Beständigkeit.	Resistenza agli acidi e alle basi Resistance to acids and bases. Résistance aux acides et aux bases. Beständigkeit gegen Säuren und Laugen.		
			DIN EN 16165: 2023 Annex B	DIN EN 16165: 2023 Annex A	AS/NZS 4586	BS EN 16165	UNE-ENV 12633	B.C.R.A. Rep CEC/81	DCOF Ansi A 326.3			ISO 10545/14	ISO 10545/13
AMBOISE													
LAPPATO	Ret	9 mm	-	-	-	-	-	-	-	5	A . LA . HA		
SMOOTH	Ret	9 mm	R9	-	-	-	-	-	-	5	A . LA . HA		
SOFT GRIP	Ret	9 mm	R10	A+B	P3	≥ 36 Wet	Classe C2	> 0,40	≥ 0,42 Wet	5	A . LA . HA		
GRIP	Ret	9 mm	R11	A+B+C	P4	≥ 36 Wet	Classe C3	> 0,40	≥ 0,62 Wet	5	A . LA . HA		
GRIP	Ret	20 mm	R11	A+B+C	P4	≥ 36 Wet	Classe C3	> 0,40	≥ 0,62 Wet	5	A . LA . HA		
AR_GENT													
MATT	Ret	9 mm	R10	A+B	P3	≥ 36 Wet	Classe C2	> 0,40	≥ 0,42 Wet	5	A . LA . HA		
GRIP	Ret	9 mm	R11	A+B+C	P4	≥ 36 Wet	Classe C3	> 0,40	≥ 0,62 Wet	5	A . LA . HA		
GRIP	Ret	20 mm	R11	A+B+C	P4	≥ 36 Wet	Classe C3	> 0,40	≥ 0,62 Wet	5	A . LA . HA		
CHANTILLY													
NATURALE	Ret	9 mm	R9	-	-	-	-	-	-	5	A . LA . HA		
SOFT GRIP	Ret	9 mm	R10	A+B	P3	≥ 36 Wet	Classe C2	> 0,40	≥ 0,42 Wet	5	A . LA . HA		
GRIP	Ret	9 mm	R11	A+B+C	P3	≥ 36 Wet	Classe C3	> 0,40	≥ 0,62 Wet	5	A . LA . HA		
GRIP	Ret	20 mm	R11	A+B+C	P4	≥ 36 Wet	Classe C3	> 0,40	≥ 0,62 Wet	5	A . LA . HA		
CHATEAUX													
R10	Ret	9 mm	R10	A+B	-	-	-	> 0,40	≥ 0,42 Wet	5	A . LA . HA		
R10	Vintage	9 mm	R10	A+B	-	-	-	> 0,40	≥ 0,42 Wet	5	A . LA . HA		
GRIP	Ret	9 mm	R11	A+B+C	P4	≥ 36 Wet	Classe C3	> 0,40	≥ 0,62 Wet	5	A . LA . HA		
GRIP	Ret	20 mm	R11	A+B+C	P4	≥ 36 Wet	Classe C3	> 0,40	≥ 0,62 Wet	5	A . LA . HA		
CREMA LUNA													
MATT	Ret	9 mm	R10	A+B	-	-	-	> 0,40	≥ 0,42 Wet	5	A . LA . HA		
BAMBUS MATT	Ret	9 mm	R10	A+B	-	-	-	> 0,40	≥ 0,42 Wet	5	A . LA . HA		
BOCC. SOFT GRIP	Ret	9 mm	R11	A+B	-	-	-	> 0,40	≥ 0,42 Wet	5	A . LA . HA		
TUSCIA MATT	Nat	10 mm	-	-	-	-	-	-	-	5	A . LA . HA		
BOCC. GRIP	Ret	20 mm	R11	A+B+C	P4	≥ 36 Wet	Classe C3	> 0,40	≥ 0,62 Wet	5	A . LA . HA		
PAVÉ 3.0													
GRIP	Nat	10 mm	R11	A+B+C	P4	≥ 36 Wet	Classe C3	> 0,40	≥ 0,62 Wet	5	A . LA . HA		
PAVÉ AR_GENT													
GRIP	Nat	10 mm	R11	A+B+C	P4	≥ 36 Wet	Classe C3	> 0,40	≥ 0,62 Wet	5	A . LA . HA		
PAVÉ DELLE ALPI													
SOFT GRIP	Ret	9 mm	R10	A+B	P3	≥ 36 Wet	Classe C2	> 0,40	≥ 0,42 Wet	5	A . LA . HA		
GRIP	Ret	9 mm	R11	A+B+C	P4	≥ 36 Wet	Classe C3	> 0,40	≥ 0,62 Wet	5	A . LA . HA		
MURETTO	Nat	10 mm	-	-	-	-	-	-	-	5	A . LA . HA		
GRIP	Nat	10 mm	R11	A+B+C	P4	≥ 36 Wet	Classe C3	> 0,40	≥ 0,62 Wet	5	A . LA . HA		
GRIP	Nat	14 mm	R11	A+B+C	P4	≥ 36 Wet	Classe C3	> 0,40	≥ 0,62 Wet	5	A . LA . HA		
GRIP	Ret	20 mm	R11	A+B+C	P4	≥ 36 Wet	Classe C3	> 0,40	≥ 0,62 Wet	5	A . LA . HA		
PAVÉ WALL 30.90													
VELVET	Ret	10 mm	-	-	-	-	-	-	-	5	A . LA . HA		
ROWS	Ret	10 mm	-	-	-	-	-	-	-	5	A . LA . HA		
RIBBED	Ret	10 mm	-	-	-	-	-	-	-	5	A . LA . HA		
PAVÉ WALL ARDES													
MURETTO	Nat	9 mm	-	-	-	-	-	-	-	5	A . LA . HA		
PAVÉ WALL DOLMEN													
MURETTO	Nat	10 mm	-	-	-	-	-	-	-	5	A . LA . HA		
PAVÉ WALL HOUSE													
MURETTO	Nat	10 mm	-	-	-	-	-	-	-	5	A . LA . HA		

232

MARBLE MARMİ	Bordi Edges. Bords. Kanten.	Spessore Thickness. Épaisseur. Stärke.	Resistenza allo scivolamento Slip resistance. Résistance au glissement. Rutschfestigkeit.							Resistenza alle macchie (Pulibilità) Resistance to staining. Résistance aux produits tachants. Flecken Beständigkeit.	Resistenza agli acidi e alle basi Resistance to acids and bases. Résistance aux acides et aux bases. Beständigkeit gegen Säuren und Laugen.		
			DIN EN 16165: 2023 Annex B	DIN EN 16165: 2023 Annex A	AS/NZS 4586	BS EN 16165	UNE-ENV 12633	B.C.R.A. Rep CEC/81	DCOF Ansi A 326.3			ISO 10545/14	ISO 10545/13
COPICO													
MATT	Ret	9 mm	R10	A+B	-	-	-	> 0,40	≥ 0,42 Wet	5	A . LA . HA		
MUS_EUM													
LUX	Ret	9 mm	-	-	-	-	-	-	-	5	A . LA . HA		
MATT SOFT GRIP	Ret	9 mm	R10	A+B	P3	≥ 36 Wet	Classe C2	> 0,40	≥ 0,42 Wet	5	A . LA . HA		
PRESTIGE													
SATIN 3D	Ret	9 mm	-	-	-	-	-	-	-	5	A . LA . HA		
LAPPATO	Ret	9 mm	-	-	-	-	-	-	-	5	A . LA . HA		
CONTEMPORANEO													
CONTEMPORANEO	Bordi Edges. Bords. Kanten.	Spessore Thickness. Épaisseur. Stärke.	Resistenza allo scivolamento Slip resistance. Résistance au glissement. Rutschfestigkeit.							Resistenza alle macchie (Pulibilità) Resistance to staining. Résistance aux produits tachants. Flecken Beständigkeit.	Resistenza agli acidi e alle basi Resistance to acids and bases. Résistance aux acides et aux bases. Beständigkeit gegen Säuren und Laugen.		
			DIN EN 16165: 2023 Annex B	DIN EN 16165: 2023 Annex A	AS/NZS 4586	BS EN 16165	UNE-ENV 12633	B.C.R.A. Rep CEC/81	DCOF Ansi A 326.3			ISO 10545/14	ISO 10545/13
94_EVO													
MATT	Ret	9 mm	R10	A+B	-	-	-	> 0,40	≥ 0,42 Wet	5	A . LA . HA		
GRIP	Ret	9 mm	R11	A+B+C	P4	≥ 36 Wet	Classe C3	> 0,40	≥ 0,62 Wet	5	A . LA . HA		
GRIP	Ret	20 mm	R11	A+B+C	P4	≥ 36 Wet	Classe C3	> 0,40	≥ 0,62 Wet	5	A . LA . HA		
ART BY SICHENIA (INDUSTRIAL)													
SATIN	Ret	9 mm	-	-	-	-	-	-	-	5	A . LA . HA		
SATIN	Ret	10 mm	-	-	-	-	-	-	-	5	A . LA . HA		
BLOCK													
SPAZZOLATO	Ret	9 mm	R9	-	-	-	-	-	-	5	A . LA . HA		
R10	Ret	9 mm	R10	A+B	P3	≥ 36 Wet	Classe C2	> 0,40	≥ 0,42 Wet	5	A . LA . HA		
GRIP	Ret	9 mm	R11	A+B+C	P4	≥ 36 Wet	Classe C3	> 0,40	≥ 0,62 Wet	5	A . LA . HA		
GRIP	Ret	20 mm	R11	A+B+C	P4	≥ 36 Wet	Classe C3	> 0,40	≥ 0,62 Wet	5	A . LA . HA		
CON_CRET													
SATIN	Ret	9 mm	-	-	-	-	-	-	-	5	A . LA . HA		
SOFT GRIP	Ret	9 mm	R10	A+B	P3	≥ 36 Wet	Classe C2	> 0,40	≥ 0,62 Wet	5	A . LA . HA		
GRIP	Ret	20 mm	R11	A+B+C	P4	≥ 36 Wet	Classe C3	> 0,40	≥ 0,62 Wet	5	A . LA . HA		
ME_TAL													
R10	Ret	9 mm	R10	A+B	P3	≥ 36 Wet	Classe C2	> 0,40	≥ 0,42 Wet	5	A . LA . HA		
GRIP	Ret	20 mm	R11	A+B+C	P4	≥ 36 Wet	Classe C3	> 0,40	≥ 0,62 Wet	5	A . LA . HA		
MINI													
GLOSSY	Nat	8,5 mm	-	-	-	-	-	-	-	5	GA.GLA.GHA		
PAVÉ BRICK													
R10	Nat	10 mm	R10	A	-	-	-	> 0,40	≥ 0,42 Wet	5	A . LA . HA		
GRIP	Nat	10 mm	R11	A+B+C	P4	≥ 36 Wet	Classe C3	> 0,40	≥ 0,62 Wet	5	A . LA . HA		
PROGETTO S7													
GLOSSY	Nat	10 mm	-	-	-	-	-	-	-	5	A . LA . HA		

233

Caratteristiche tecniche di superficie

Technical surface properties.
Caractéristiques techniques des surfaces.
Technische Eigenschaften der Oberfläche.

WOOD LEGNO	Bordi Edges. Bords. Kanten.	Spessore Thickness. Épaisseur. Stärke.	Resistenza allo scivolamento Slip resistance. Résistance au glissement. Rutschfestigkeit.							Resistenza alle macchie (Pulibilità) Resistance to staining Résistance aux produits tachants Flecken Beständigkeit.	Resistenza agli acidi e alle basi Resistance to acids and bases. Résistance aux acides et aux bases. Beständigkeit gegen Säuren und Laugen.		
			DIN EN 16165: 2023 Annex B	DIN EN 16165: 2023 Annex A	AS/NZS 4586	BS EN 16165	UNE-ENV 12633	B.C.R.A. Rep CEC/81	DCOF Ansi A 326.3			ISO 10545/14	ISO 10545/13
			ESSENZE	R9	9 mm	R9	-	-	-			-	-
NATURE													
R9	Ret	9 mm	R9	-	-	-	-	-	-	5	A . LA . HA		
PARKETT													
SATIN	Ret	9 mm	-	-	-	-	-	-	-	5	A . LA . HA		
SOFT GRIP	Ret	9 mm	R10	A+B	P3	≥ 36 Wet	Classe C2	> 0,40	≥ 0,42 Wet	5	A . LA . HA		
GRIP	Ret	20 mm	R11	A+B+C	P4	≥ 36 Wet	Classe C3	> 0,40	≥ 0,62 Wet	5	A . LA . HA		
SHER WOOD													
MATT	Ret	9 mm	R10	A+B	-	-	-	-	-	5	A . LA . HA		
GRIP	Ret	9 mm	R11	A+B+C	P4	≥ 36 Wet	Classe C3	> 0,40	≥ 0,62 Wet	5	A . LA . HA		
GRIP	Ret	20 mm	R11	A+B+C	P4	≥ 36 Wet	Classe C3	> 0,40	≥ 0,62 Wet	5	A . LA . HA		
SILVIS													
R10	Ret	9 mm	R10	A+B	-	-	-	> 0,40	≥ 0,42 Wet	5	A . LA . HA		
GRIP	Ret	9 mm	R11	A+B+C	P4	≥ 36 Wet	Classe C3	> 0,40	≥ 0,62 Wet	5	A . LA . HA		
GRIP	Ret	20 mm	R11	A+B+C	P4	≥ 36 Wet	Classe C3	> 0,40	≥ 0,62 Wet	5	A . LA . HA		
TRONÇAIS													
MATT	Ret	9 mm	R10	A+B	-	-	-	> 0,40	≥ 0,42 Wet	5	A . LA . HA		
GRIP	Ret	9 mm	R11	A+B+C	P4	≥ 36 Wet	Classe C3	> 0,40	≥ 0,62 Wet	5	A . LA . HA		

234

14MM - 20MM SPESSORATI	Bordi Edges. Bords. Kanten.	Spessore Thickness. Épaisseur. Stärke.	Resistenza allo scivolamento Slip resistance. Résistance au glissement. Rutschfestigkeit.							Resistenza alle macchie (Pulibilità) Resistance to staining Résistance aux produits tachants Flecken Beständigkeit.	Resistenza agli acidi e alle basi Resistance to acids and bases. Résistance aux acides et aux bases. Beständigkeit gegen Säuren und Laugen.		
			DIN EN 16165: 2023 Annex B	DIN EN 16165: 2023 Annex A	AS/NZS 4586	BS EN 16165	UNE-ENV 12633	B.C.R.A. Rep CEC/81	DCOF Ansi A 326.3			ISO 10545/14	ISO 10545/13
			1.4	BRUSH	Ret	14 mm	R10	-	-			-	> 0,40
20 MM													
GRIP	Ret	20 mm	R11	A+B+C	P4	≥ 36 Wet	Classe C3	> 0,40	≥ 0,62 Wet	5	A . LA . HA		

Caratteristiche tecniche di supporto

Physical properties of the tile's body.
Caractéristiques techniques du corps du carreau.
Technische Eigenschaften des Scherbens.

Gres Porcellanato Porcelain Stoneware Grès Cérame Feinsteinzeug	Norma Standard Norme Norm	Valore prescritto dalle norme Values required by the standard Valeur prescrite par les normes Normvorgabe UNI EN 14411 Bia (ALLEGATO G)	Valore Sichenia Sichenia values Valeur Sichenia Sichenia Werte
Lunghezza e larghezza Length and width Longeur et largeur Länge und Breite	UNI EN ISO 10545/2	Naturale ± 0,6% (max ± 2 mm) Natural Rettificato ± 0,3% (max ± 1 mm) Rectified	Conforme Compliant
Spessore Thickness Épaisseur Stärke	UNI EN ISO 10545/2	Naturale ± 5% (max ± 0,5 mm) Natural Rettificato ± 5% (max ± 0,5 mm) Rectified	Conforme Compliant
Rettilinearità spigoli Warpages of edges Rèctitude des arêtes Geradheit der Kanten	UNI EN ISO 10545/2	Naturale ± 0,5% (max ± 1,5 mm) Natural Rettificato ± 0,3% (max ± 0,8 mm) Rectified	Conforme Compliant
Ortogonalità Wedging Ortogonalité Rechtwinkligkeit	UNI EN ISO 10545/2	Naturale ± 0,5% (max ± 2 mm) Natural Rettificato ± 0,3% (max ± 1,5 mm) Rectified	Conforme Compliant
Planarità Flatness Planéité Planität	UNI EN ISO 10545/2	Naturale ± 0,5% (max ± 2 mm) Natural Rettificato ± 0,4% (max ± 1,8 mm) Rectified	Conforme Compliant
Assorbimento d'acqua Water absorption Absorption d'eau Wasseraufnahme	UNI EN ISO 10545/3	≤ 0,5%	≤ 0,1%
Resistenza alla flessione Bending strength Résistance à la flexion Biegezugfestigkeit	UNI EN ISO 10545/4	≥ 35 N/mm ²	Conforme Compliant
Dilatazione termica lineare tra 20° e 100 °C Linear thermal expansion between 20° and 100 °C Dilatation thermique linéaire entre 20° et 100 °C Lineare Wärmeausdehnung zwischen 20° und 100 °C	UNI EN ISO 10545/8	< 9,0x10 ⁻⁶ K ⁻¹	
Resistenza agli sbalzi termici Thermal shock resistance Résistance aux écarts de température Temperaturwechselbeständigkeit	UNI EN ISO 10545/9	Test superato in accordo con ISO 10545-1 Pass according to EN ISO 10545-1	Nessuna alterazione No alteration
Resistenza al gelo Frost resistance Résistance au gel Frostbeständigkeit	UNI EN ISO 10545/12	Test superato in accordo con ISO 10545-1 Pass according to EN ISO 10545-1	Nessuna alterazione No alteration
Resistenza all'abrasione profonda Resistance to deep abrasion Résistance a l'abrasione profonde Tiefenabrieb	UNI EN ISO 10545/6	≤ 175 mm ³	≤ 140 mm ³
Sforzi di rottura Breaking strength. Effort de rupture. Bruchkraft.	UNI EN ISO 10545/4	≥ 1300 N	Conforme Compliant

235

Tabella dei calibri

Calibre table.
Tableau des calibres.
Tabelle der Kaliber.

Formato nominale. Nominal size. Format Nominal. Nennformat.	Calibro centrale naturale da pressa Natural press central caliber Calibre central naturel de presse Zentralkaliber (Presskante)	Calibro centrale Rettificato Central calibre rectified Calibre central réctifié Zentralkaliber Rektifiziert	Percentuale di scostamento fra dimensione nominale e di fabbricazione EN ISO 13006. Percentage difference between nominal size and manufacturing size EN ISO 13006. Pourcentage d'écart entre la dimension nominale et de fabrication EN ISO 13006. Abweichungsprozentsatz zwischen der Nenn- und Fertigungsabmessung EN ISO 13006.
cm	mm	mm	%
6,25x12,5	/	/	+/-2% (Max ± 5 mm)
7,2x7,2	/	72,5x72,5	+/-2% (Max ± 5 mm)
7,2x30	/	72,5x297,5	+/-2% (Max ± 5 mm)
20x20	/	196x196	+/-2% (Max ± 5 mm)
8x41	82x413	/	+/-2% (Max ± 5 mm)
16,5x41	167x413	/	+/-2% (Max ± 5 mm)
11x45	111,60x452,5	/	+/-2% (Max ± 5 mm)
22,5x22,5	224,25x224,25	/	+/-2% (Max ± 5 mm)
22,5x45	224,25x452,5	/	+/-2% (Max ± 5 mm)
15x60,5	149,75x605	/	+/-2% (Max ± 5 mm)
10x60	97,8x597	/	+/-2% (Max ± 5 mm)
20x60	197x597	/	+/-2% (Max ± 5 mm)
30x30	/	297,5x297,5	+/-2% (Max ± 5 mm)
30x60	/	297,5x597	+/-2% (Max ± 5 mm)
59x59	/	585x585	+/-2% (Max ± 5 mm)
60x60	/	597x597	+/-2% (Max ± 5 mm)
30x90	/	297,5x896,5	+/-2% (Max ± 5 mm)
60x90	/	597x896,5	+/-2% (Max ± 5 mm)
90x90	/	896,5x896,5	+/-2% (Max ± 5 mm)
20x120	/	196x1196	+/-2% (Max ± 5 mm)
30x120	/	297,5x1196	+/-2% (Max ± 5 mm)
26,5x180	/	264,5x1798	+/-2% (Max ± 5 mm)
40x120	/	397x1196	+/-2% (Max ± 5 mm)
59x117,5	/	585x1172	+/-2% (Max ± 5 mm)
60x120	/	597x1196	+/-2% (Max ± 5 mm)
120x120	/	1196x1196	+/-2% (Max ± 5 mm)

Formato nominale: Dimensione che viene usata per designare il prodotto, (60x120, 60x60, ecc.)

Dimensione di fabbricazione: Dimensione di una piastrella prefissata e alla quale la dimensione reale si deve avvicinare entro limiti ammessi di tolleranza.

Calibro: Dimensione reale del prodotto contenuto nella scatola, chiaramente specificato sulla stessa nonché nei documenti di vendita.

Nominal size: Size used to describe the product, (60x120, 60x60, etc.)

Manufacturing size: Predetermined size of a tile, which the actual tile must comply with, within allowed limits of tolerance.

Work size: Real size of the product contained in the box, clearly specified on the box and in the sales documents.

Dimension nominale : dimension utilisée pour désigner le produit (60x120, 60x60, etc.)

Dimension de fabrication : dimension préétablie d'un carreau et de laquelle doit s'approcher la dimension réelle dans les limites de tolérance admise.

Calibre : dimension réelle du produit présent dans la boîte, clairement spécifié sur cette dernière et sur les documents de vente.

Nennmaß: Dieses Maß wird zur Festlegung des Produktes verwendet (60x120, 60x60, usw.)

Produktionsmaß: Dabei handelt es sich um das festgelegte Fliesenmaß, dem sich das Istmaß der Fliese innerhalb der zulässigen Toleranzen nähern soll.

Kaliber: Das ist das Istmaß des im Karton befindlichen Produktes, das deutlich auf dem Karton und in den Verkaufsunterlagen angegeben ist.

Nota relativa alle misure (lunghezze e peso).

Information regarding the measures (lengths and weight).

Note informative concernant les mesures (longueurs et poids).

Anmerkung zu den Maßnahmen (Längen und Gewicht).

Le misure in pollici sono indicative. Le misure in cm sono da considerarsi nominali e sono le uniche da usare come riferimento.

Tutti i pesi sono dei valori medi, al netto dell'imballo.

The sizes in inches are indicative. The sizes in cm are real and to be used as reference. Avarage weight, net of packaging.

Les dimensions en pouces sont indicatives. Les dimensions en cm sont nominales et elles constituent la seule référence. Poids moyen, net d'emballage.

Die Abmessungen in Zoll sind Richtwerte. Die Abmessungen in cm sind als Nennwerte zu betrachten und sind die einzigen, die als Bezug zu verwenden sind.

Durchschnittliches Gewicht nach Verpackung

La classificazione delle tonalità

Color Shade Variation Guide.

Classification des tonalités.

Farbspiel-Klassifizierung.

Per cromatismo o tonalità si intendono le differenze di colore e struttura che possono caratterizzare singole piastrelle di una stessa produzione oppure partite di produzioni diverse. Per valutare una tonalità (ed eventuali differenze nello standard) è consigliabile disporre sempre più piastrelle vicine.

Eventuali contestazioni relative a differenze di tono devono sempre essere avanzate prima della posa.

The color shade or shades of all tile varies some degree from piece to piece, from each production run to run. At least several pieces from the same production run should be reviewed whenever possible to determine acceptable color shade variations.

Any questions or concerns about your tile selection should be clarified prior to installation.

Par chromatisme ou bien tonalité, on entend des différences de couleur ou bien structure pouvant caractériser une partie des carreaux de la même production ou bien des lots de productions différents. De manière à pouvoir juger d'une tonalité (et d'éventuelles différences par rapport au "standard") on conseille de toujours étendre par terre un certain nombre de carreaux.

D'éventuelles réclamations concernant les différences de tonalité doivent toujours être signalées avant la pose des carreaux.

Unter "Farbspiel" oder "Nuancierung" versteht man die Farb- und Strukturunterschiede, die sich innerhalb einer Produktion zwischen einzelnen Fliesen oder auch zwischen unterschiedlichen Fliesenproduktionschargen ergeben koennen. Zur Beurteilung eines Farbtones (und eventueller Abweichungen vom Standard) ist es immer empfehlenswert, verschiedene Stuecke nebeneinander zu beurteilen.

Eventuelle Beanstandungen bezüglich abweichender Farbton- Nuancen muessen immer vor der Verlegung geltend gemacht werden.



CROMATISMO OMOGENEO

Le differenze tra le varie piastrelle sono minime e quasi impercettibili.

UNIFORM APPEARANCE

Differences among pieces from the same production run are minimal.

CHROMATISME OMOGÈNE

Les variations entre les différents carreaux sont minimales et presque imperceptibles.

GLEICHFOERMIGES FARBSPIEL

Die Farbunterschiede der einzelnen Fliesen sind minimal und kaum wahrnehmbar.



LEGGERO GIOCO CROMATICO

Differenze di tono e struttura sono chiaramente visibili, il gioco cromatico si muove però su un colore di fondo specifico.

SLIGHT VARIATION

Clearly distinguishable differences in texture and/or pattern within similar colors.

LEGÈRES VARIATIONS CHROMATIQUES

Les différences de ton et/ou de structure sont clairement visibles alors que la gamme de variations chromatique se manifeste à l'intérieur d'une couleur de base bien spécifique.

LEICHTES FARBSPIEL

Farb- und Strukturunterschiede zwischen einzelnen Fliesen sind deutlich sichtbar, das Farbspiel bewegt sich aber innerhalb eines spezifischen Grundtones.



GIOCO CROMATICO VISIBILE

Colori e strutture visibili su una piastrella possono dare solo una indicazione generale del gioco cromatico che si andrà a comporre. Così un colore appena accennato su una piastrella potrà essere il colore dominante di un'altra piastrella della stessa partita.

MODERATE VARIATION

While the colors present on a single piece of tile will be indicative of the colors to be expected on the other tiles, the amount of colors on each piece may vary significantly. For example "that little bit of color" on one piece of tile may be the primary color on the next piece.

VARIATIONS CHROMATIQUES VISIBLES

Les couleurs et les structures visibles sur un carreau peuvent seulement représenter une indication d'ordre général du "jeux chromatique" qui va se créer après la pose des carreaux; ainsi, une couleur à peine perçue sur un seul carreau pourrait représenter la couleur principale d'un autre carreau de la même fabrication.

SICHTBARES FARBSPIEL

Die Farben und Strukturen, die auf einer Fliese sichtbar sind koennen nur einen allgemeinen Hinweis auf das insgesamt zu werwartende Farbspiel geben. So kann z.B. ein auf einer Fliese nur minimal sichtbarer Anteil eines Farbtones auf einer anderen Einzelfliese der selben Liefercharge dominierend sein.



FORTE GIOCO CROMATICO

Le piastrelle possono presentare colori completamente diversi una dall'altra. Per questo motivo una singola piastrella non può fornire un'indicazione sufficiente del gioco cromatico complessivo che si verrà a creare sulla superficie posata. L'impressione ottica complessiva del materiale può essere valutato solo su una superficie abbastanza estesa.

RANDOM VARIATION

Random color differences from tile to tile, so that on tile may have totally different colors from that on other tiles. Thus, the final installation will be unique.

VARIATIONS CHROMATIQUES IMPORTANTES

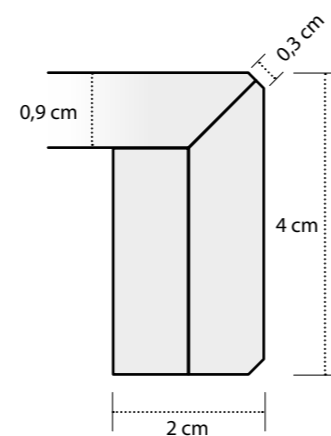

Les carreaux peuvent présenter des couleurs complètement différentes entre eux. Pour cette raison, un seul carreau ne peut pas fournir une indication suffisante du "jeux chromatique" général qui va se créer après la pose. L'impression visuelle générale du produit ne peut être déterminée que sur une surface assez importante.

STARKES FARBSPIEL

Die Einzelfliesen koennen im Zufalls- verfahren ganz unterschiedliche Farben und Strukturen aufweisen. Eine Einzelfliese kann daher keinen ausreichenden Hinweis auf das gesamte Farbspiel in der verlegten Flaechе geben. Der optische Gesamteindruck des Materiales kann nur anhand einer grosseren Flaechе beurteilt werden.

I PEZZI SPECIALI

TRIMS.
LES PIÈCES SPÉCIALES.
DIE FORMTEILE.



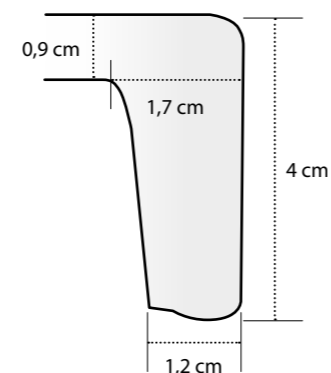

Gradino costa retta

Angolo SX / DX

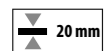


238

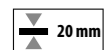
Gradino Becco di Civetta con Righe



Elemento a "L" 15x30x4



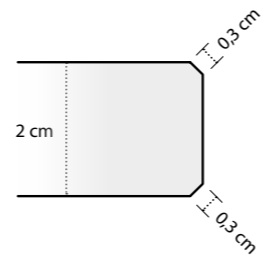
Battiscopa



239



Gradino costa lucida



Gradino costa lucida Angolo Interno Dx-Sx



Gradino costa lucida Angolo Esterno Dx-Sx



Gradino Toro



Gradino Toro - Angolo Interno Dx-Sx



Gradino Toro - Angolo Esterno Dx-Sx



Griglia



N.B.: Essendo di spessori leggermente diversi, il fondo va compensato in posa.

N.B.: Tile and grid are of different thickness so they must be compensated with the laying.

N.B.: les unis et les grilles ont une épaisseur différente, donc, il faudra la compenser lors de la pose.

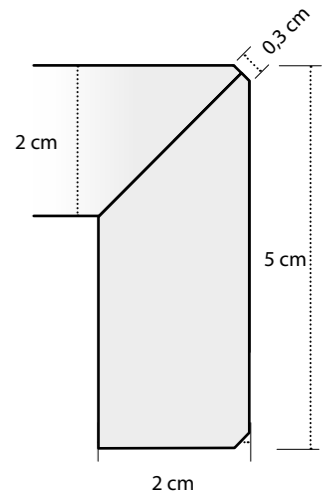
N.B.: Unifliese und Gitter haben unterschiedlichen dicke, daher müssen beim Einbau ausgeglichen werden.



Angolo griglia Dx-Sx



Gradino Costa Retta



Gradino Costa Retta Angolo Interno



Gradino Costa Retta Angolo Esterno



240

Su richiesta possono essere realizzati pezzi con gocciolatoio e/o con fresature antiscivolo.

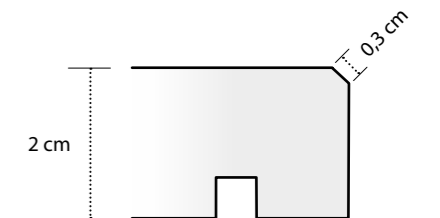
Auf Anfrage können die Stufenelemente mit Tropfnase oder/und antislip Rillen hergestellt werden.

Bord antidérapant avec goutte à goutte.

Drip and anti-slip grooves can be made.



Copertina con gocciolatoio



Consigli di posa

Laying suggestions.
 Conseils pour la pose.
 Verlegehinweise.

LA POSA

Le piastrelle in gres porcellanato Sichenia, grazie alle materie prime utilizzate ed alle nuove tecnologie produttive, tendono ad imitare la casualità delle pietre naturali; le variazioni cromatiche sono dunque una caratteristica di pregio che un abile posatore può valorizzare al fine di creare un pavimento unico. A tale scopo si consiglia di eseguire durante la posa le seguenti operazioni.

- ▶ Controllare accuratamente il calibro dei diversi formati e i toni del prodotto.
- ▶ Stendere a terra alcune scatole di materiale per verificare l'effetto di insieme.
- ▶ Posare attingendo da scatole diverse.
- ▶ Non immergere il materiale in acqua prima della posa.
- ▶ Battere le piastrelle sino alla totale scomparsa di bolle d'aria nella malta.
- ▶ Non segnare la superficie con pennarelli.
- ▶ Terminata la posa lavare accuratamente le piastrelle con acqua e detersivi a base acida per togliere incrostazioni e residui cementizi dalle fughe.

LA FUGA

Nella posa dei materiali rettificati, soprattutto in assenza di bisellatura, è necessario adottare una cura particolare nel livellare i singoli pezzi fra loro. Come capita spesso con le pietre naturali, le legere ed inevitabili differenze di livello fra pezzo e pezzo, messe in evidenza dalla particolare finitura del bordo, sono da considerarsi normali. Il seguente specchietto rappresenta un utile strumento cui fare riferimento per la dimensione delle fughe in relazione al tipo di posa e di materiale utilizzati.

LA STUCCATURA

- ▶ Stuccare il pavimento 24/48 ore dopo la posa, le fughe devono essere perfettamente pulite.
- ▶ Stuccare piccole superfici per volta (4/5 m²) e lavare accuratamente più volte con acqua.
- ▶ Si suggerisce un colore dello stucco tono su tono del materiale.
- ▶ Superficie Lux - Utilizzare stucchi cementizi con colori tono su tono

Tipo di posa per interno	Bordi Naturali	Bordi rettificati
Combinazione di più formati Posa "a correre" Formato unico	4 mm. (obbligatoria) 3 mm. (almeno) 3 mm. (almeno)	2 mm. (obbligatoria) 2 mm. (almeno) 2 mm. (almeno)

FIXING

Thanks to the raw materials used and the new productive technologies applied, Sichenia's porcelain stoneware tiles are able to imitate the random appearance of natural stone. The chromatic color variation is a feature of great value for a tile installer who wishes to create a unique floor.

- ▶ To enhance the product and fixing, we recommend to carry out the following operations:
- ▶ Check accurately the caliber of different size tiles and their shades. Set out on the floor few cartons of material in order to verify the layout.
- ▶ Fix by using tiles from different cartons.
- ▶ Do not immerse in water the tile before fixing it.
- ▶ Tap the fix tile in order to eliminate all air bubble from the mortar.
- ▶ Do not mark the tile with felt-tipped pen.
- ▶ When finish fixing, clean accurately the tiles surface with water and an acid-based detergent to remove any grout joint residuals.

JOINT

When installing rectified materials, and especially with unchamfered edges, particular care is necessary to level each individual piece.

As is often the case with natural stone, small level differences from piece to piece, emphasised by the edge finish, are normal. The following table provides useful indications for the correct joint size to use for different installation types and materials.

GROUTING

- ▶ Grout the floor 24/48 hours after fixing it, the grout joint has to be clean thoroughly.
- ▶ 4mm joint and a tone on tone putty are recommended.
- ▶ Grout small surface at a time (approx. 4 to 5 m² square meter) and rinse it accurately with water.
- ▶ Lux surface - Use cement-based grout with tone on tone colours.

Laying solution for indoor	Natural edges	Rectified edges
Combination of multiple sizes Straightforward pattern Single size	4 mm. (mandatory) 3 mm. (at least) 3 mm. (at least)	2 mm. (mandatory) 2 mm. (at least) 2 mm. (at least)

Indicazioni di posa

Laying instructions.
 Indications de pose.
 Hinweise zur Verlegung.

POSA "A CORRERE": nei formati fino a 100 cm sfalsatura massima consigliata da 6 a 10 cm. Con dimensioni superiori a 100 cm si consiglia una sfalsatura massima da 20 a 25 cm.

Staggered laying design: formats up to 100 cm, should be staggered by a maximum of 6 to 10 cm. Formats larger than 100 cm can be staggered by a maximum of 20 to 25 cm.

Pose en décalé : avec les formats jusqu'à 100 cm, le décalage maximal conseillé est compris entre 6 et 10 cm. Pour les formats supérieurs à 100 cm, le décalage maximal conseillé est compris entre 20 et 25 cm.

Versetzte Verlegung: Es wird empfohlen 6 bis 10 Centimeter versetzt zu verlegen für die Länge bis 100 cm. Platten länger wie 100 cm sollen maximal 20 bis 25 cm versetzt verlegt werden.



Posa con distanziatori livellanti

Laying with levelling spacers
 Pose avec les cales de nivellement
 Das Verlegen mit Selbstnivellierenden Abstandhaltern

Per il rivestimento di pavimenti e pareti mediante formati con lato superiore a 60 cm, Sichenia raccomanda di affidarsi al distanziatore livellante proposto da Raimondi, Levelling System che consente facilmente di:

- Rendere perfettamente planare la superficie posata;
- Mantenere la posizione desiderata di ogni piastrella;
- Ridurre i tempi di posa.

I distanziatori livellanti per piastrelle permettono di ottenere pavimenti livellati con semplicità e rapidità.

For flooring and wall cladding using formats with sides of over 60 cm, Sichenia recommends the use of Raimondi levelling spacers, Levelling System which make it easy for you to:

- Ensure that the laid surface is entirely flat;
- Maintain the desired position for each tile;
- Reduce laying time.

Levelling spacers for tiles enable you to create level flooring in a quick and easy way.

Pour le revêtement de sols et murs à l'aide d'un carrelage dont un côté dépasse les 60 cm, Sichenia conseille d'utiliser les cales de nivellement proposées par Raimondi, Levelling System qui permet facilement de :

- Nivelier parfaitement la surface posée;
- Conserver l'emplacement souhaité pour chaque carreau;
- Réduire le temps de pose.

Les cales de nivellement pour carreaux permettent d'obtenir des sols nivelés en toute simplicité et avec rapidité.

Zur Verkleidung von Fußböden und Wänden mit Formaten, deren obere Seite 60 cm misst, empfiehlt Sichenia die Nutzung von nivellierenden Abstandshaltern von Raimondi (Levelling System) ist es möglich:

- Die verlegte Oberfläche perfekt eben zu machen;
- Die gewünschte Position jeder Fliese beizubehalten;
- Die Verlegzeiten zu reduzieren.

Die nivellierenden Abstandshalter für Fliesen stellen ein einfaches und schnelles System dar, nivellierte Fußböden zu verlegen.



LA POSE

Les carreaux en gres cèrame de Sichenia, par les matières premières utilisées et grâce aux nouvelles technologies de production, ont tendance à s'approcher aux vraies pierres naturelles dont ils imitent l'aspect non homogène des nuances. Ces variations chromatiques représentent un enrichissement du produit qui peut être exploité par un bon professionnel de manière à obtenir un sol pratiquement unique. Pour mieux mettre en valeur le produit ainsi que la pose, il est conseillé d'effectuer les opérations suivantes:

- ▶ Contrôler soigneusement le calibre des différents formats ainsi que leur nuance. Etendre par terre le contenu de quelques boîtes pour en vérifier l'effet d'ensemble. Poser les carreaux en les prélevant de différentes boîtes.
- ▶ Éviter de plonger les carreaux dans l'eau avant la pose.
- ▶ Taper les carreaux jusqu'à la disparition totale d'éventuelles bulles d'air dans la chape.
- ▶ Ne pas tracer la surface des carreaux avec des feutres.
- ▶ Une fois la pose terminée, laver soigneusement les carreaux à l'eau avec des détergents à base acide pour éliminer des joints les incrustations et le ciment résiduel.

LES JOINTS

Pour poser les matériaux rectifiés, en particulier avec des côtés non biseautés, il est indispensable de niveler les pièces avec une très grande attention. Comme c'est souvent le cas pour les pierres naturelles, les légères différences de niveau inévitables entre les pièces, davantage visibles en raison de la finition particulière du bord, doivent être considérées comme normales. Le tableau suivant constitue un instrument utile auquel faire recours pour dimensionner les joints, par rapport au type de pose et au matériau appliqué.

LE REMPLISSAGE DES JOINTS

- ▶ Remplir les joints 24/48 heures après la pose du sol; les joints doivent être parfaitement nettoyés.
- ▶ La dimension du joint conseillée est de 4 mm. On conseille une couleur des joints ton sur ton.
- ▶ Jointoier de petites portions de sol à la fois (4/5 m²) puis nettoyer soigneusement à l'eau à plusieurs reprises.
- ▶ Surface Lux - Utiliser des mortiers-joints avec des couleurs ton sur ton.

Solution de pose pour intérieur	Bords naturels	Bords rectifiés
Application de plusieurs formats Pose « à bandes libres » Un seul format	4 mm (obligatoire) 3 mm. (minimum) 3 mm. (minimum)	2 mm. (obligatoire) 2 mm. (minimum) 2 mm. (minimum)

DIE VERLEGUNG

Dank ihrer fortschrittlichen Produktionstechnik imitieren die Sichenia-Feinsteinzeuge das 'zufällige' und lebhaftes Ausdruckspektrum echter Natursteine. Die Farb- und Oberflächenschwankungen der einzelnen Fliesen sind daher eine besondere Wertigkeit dieser Fliesen und geben (bei entsprechender Verlegung) dem Bodenbelag seine spezielle, einzigartige Gesamtwirkung. Um ein optimales Verlegeergebnis zu erzielen, empfehlen wir folgende Hinweise zu beachten:

- ▶ Kontrollieren Sie auf den einzelnen Kartons die Farbton- und Kaliberangaben.
- ▶ Legen Sie einige Kartons zur Probe aus, um die Flächenwirkung im Verlegerverband zu beurteilen.
- ▶ Verlegen Sie immer aus verschiedenen Kartons gleichzeitig.
- ▶ Das Material darf vor der Verlegung NICHT gewässert werden.
- ▶ Auf eine vollsattete Verlegung ist zu achten.
- ▶ Markieren Sie die Fliesen nicht mit Filzstiften o.ö.
- ▶ Nach der Verlegung ist die Feinsteinzeuge zueigig und grundlich mit entsprechenden (sauren) Reinigungsmitteln abzuwaschen, um jedewede Zementreste von der Oberfläche und aus den Fugen zu entfernen.

Die Fugenbreite

Beim Verlegen von geschliffenen Fliesen, besonders bei nicht abgeschrägten Kanten, muss bei der Ausrichtung der einzelnen Fliesen aneinander besondere Sorgfalt verwendet werden. Wie es häufig bei Natursteinen der Fall ist, sind leichte und unvermeidbare Höhenunterschiede zwischen den einzelnen Stücken, die durch die besondere Kantengestaltung betont werden, als normal zu betrachten. Die folgende Tabelle ist ein nützlicher Anhaltspunkt für die Fugenbreite jeweils in Bezug zur Verlegeart und dem verwendeten Material.

DIE VERFUGUNG

- ▶ Die Verfugung sollte 24/48 Stunden nach der Verlegung erfolgen. Die Fliesenflanken sollten moeglichst sauber sein.
- ▶ Der beste optische Eindruck wird mit einer Fugenfarbe 'Ton-in-Ton' mit der Grundfliese erreicht.
- ▶ Es sollten immer nur kleine Einzelflaechen (je 4-5 qm) verfugt werden und danach sollte jeweils unverzueglich und mehrfach mit reichlich Wasser nachgewaschen werden.
- ▶ Lux Oberfläche - Sollten Zementkitte in ähnlichen Farbtönen verwendet werden.

Verlegeart	Natürliche Kanten	Rektifizierte Kanten
Kombination verschiedener Formate Gerade fortlaufende Verlegung Nur ein Format	4 mm (obligatorisch) 3 mm (mindestens) 3 mm (mindestens)	2 mm (obligatorisch) 2 mm (mindestens) 2 mm (mindestens)



MOVIMENTAZIONE PALETTE GRANDI DIMENSIONI

Handling large pallets
 Manutention de grandes palettes
 Umgang mit großen Paletten

Predisporre correttamente delle procedure per movimentare pallet dalle grandi dimensioni è di fondamentale importanza.

Prima di tutto bisogna assicurarsi che il carrello elevatore sia dotato di forche lunghe quanto la dimensione dell'imballo da movimentare, in modo da evitare sfondamenti della parte posteriore della cassa o del pallet.

Altro aspetto da considerare è l'adeguata apertura delle forche che in fase di movimentazione migliorano la stabilità.

Properly setting up procedures for handling large pallets is of fundamental importance.

First of all, you need to make sure that the forklift is equipped with forks as long as the size of the package to be handled, in order to avoid breaking through the back of the crate or pallet.

Another aspect to consider is the adequate opening of the forks which improve stability during handling.

La mise en place correcte des procédures de manutention des grandes palettes est d'une importance fondamentale.

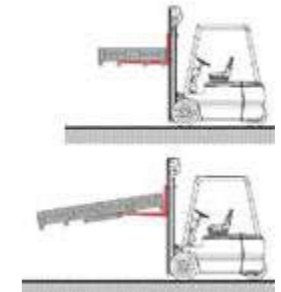
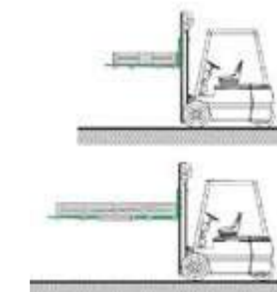

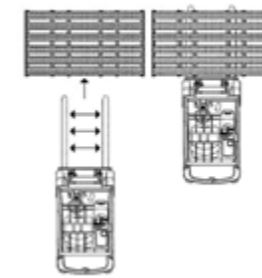
Tout d'abord, vous devez vous assurer que le chariot élévateur est équipé de fourches aussi longues que la taille du colis à manipuler, afin d'éviter de percer l'arrière de la caisse ou de la palette.

Un autre aspect à considérer est l'ouverture adéquate des fourches qui améliore la stabilité lors de la manipulation.

Die ordnungsgemäße Einrichtung von Verfahren zur Handhabung großer Paletten ist von grundlegender Bedeutung.

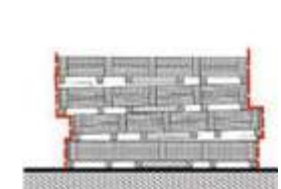

Zunächst müssen Sie sicherstellen, dass der Gabelstapler mit Gabeln ausgestattet ist, die der Größe des zu handhabenden Pakets entsprechen, um ein Durchbrechen der Rückseite der Kiste oder Palette zu vermeiden.

Ein weiterer zu berücksichtigender Aspekt ist die ausreichende Öffnung der Gabeln, die die Stabilität während der Handhabung verbessern.



- Inforcare gli imballi al centro usando la massima apertura delle forche
- Fork the packages in the center using the maximum opening of the forks
- Remonter les emballages au centre en utilisant l'ouverture maximale des fourches
- Gabeln Sie die Pakete in der Mitte mit der maximalen Öffnung der Gabeln

- Utilizzare i carrelli elevatori che siano in grado di movimentare e sollevare gli imballi
- Use forklifts that are capable of handling and lifting the packages
- Utiliser des chariots élévateurs capables de manutentionner et de soulever les colis
- Verwenden Sie Gabelstapler, die in der Lage sind, die Pakete zu handhaben und anzuheben



- Trasportare un imballo alla volta, ad una velocità ridotta e lungo un percorso pianeggiante
- Transport one package at a time, at a reduced speed and along a level path
- Transporter un colis à la fois, à vitesse réduite et sur un chemin plat
- Transportieren Sie jeweils ein Paket mit reduzierter Geschwindigkeit und auf ebenem Weg

- Gli imballi devono essere impilati perfettamente uno sopra all'altro. Possono essere sovrapposte al massimo 2 casse per il formato 120x120 e 3 casse per il formato 26,5x180. Le casse devono avere sempre la stessa geometria.
- The packages must be perfectly stacked one on top of the other. A maximum of 2 crates can be stacked for the 120x120 format and 3 crates for the 26.5x180 format. The packages must always have the same geometry.
- Les colis doivent être parfaitement empilés les uns sur les autres. Il est possible d'empiler au maximum 2 caisses pour le format 120x120 et 3 caisses pour le format 26,5x180. Les enceintes doivent toujours avoir la même géométrie.
- Die Packstücke müssen einwandfrei übereinander gestapelt werden. Beim Format 120x120 können maximal 2 Kisten und beim Format 26,5x180 maximal 3 Kisten gestapelt werden. Die Holzkiste müssen immer die gleiche Geometrie haben.

INFORMATIONS SUR LE NETTOYAGE ET L’ENTRETIEN

Avant de nettoyer une surface carrelée, il est préférable de:

1.Vérifier la **résistance chimique** des carreaux posés sur le catalogue général;
2.Faire un test avant emploi en versant le nettoyant directement sur les carreaux installés et en le laissant agir aussi longtemps que la durée prévue sur le chantier;
3.S’assurer que les nettoyants **ne contiennent** ni acide fluorhydrique ni aucun de ses dérivés, car ces substances particulières entament tous les produits céramiques. Veuillez trouver ci-après quelques instructions pour bien effectuer les nettoyages de fin de chantier (« après pose »), quotidiens, extraordinaires, pour éliminer les cires et les additifs de cirage et pour réaliser toute opération d’entretien extraordinaire.

POURQUOI UN NETTOYAGE « APRÈS POSE »!

1.Le nettoyage « après pose » sert à enlever les résidus de mortier, de ciment, de chaux et de ciment-joint. Il est obligatoire à la fin du chantier, aussi bien pour les carreaux émaillés que pour les carreaux non émaillés.
2.Un mauvais nettoyage « après pose », voire même l’absence de nettoyage, entraîne souvent la formation d’auréoles qui compromettent la propreté du revêtement de sol, même après un bon nettoyage quotidien.
3.Chaque fois que possible, notamment pour les surfaces moyennes/grandes, il est recommandé d’avoir recours à une monobrosse munie des disques souples (blancs ou beige).

INSTRUCTIONS DE NETTOYAGE «APRÈS POSE»:

1.Nettoyer 4-5 jours après l’exécution des joints (le mortier doit durcir) et avant 10 jours maximum. Après ce délai, le nettoyage peut demander beaucoup plus d’efforts.
2.Mouiller le revêtement de sol avant les opérations de nettoyage. Ainsi l’eau imprègne les joints et atténue le contact avec les nettoyants.
3.laisser agir les nettoyants peu de temps et bien rincer à l’eau dès que possible.
4.Ne pas faire le nettoyage si les surfaces carrelées sont très chaudes (par ex. exposées au soleil pendant les mois les plus chauds), car la chaleur renforce l’action agressive des produits chimiques. En été, il doit se faire au heures fraîches de la journée.
5.Faire **toujours des tests** avant emploi (sur un carreau non posé), notamment sur les produits Rodés ou Polis.
6.Nettoyage **ciments-joints mélangés avec de l’eau**
Nettoyage avec des nettoyants spéciaux à base d’acides tamponnés et dilués. Veuillez trouver dans le tableau ci-après quelques noms de produits facilement trouvables dans le commerce.

RÉSIDU À ENLEVER ZU ENTFERNENDER REST	TYPE DE NETTOYANT REINIGUNGSMITTEL	NOM DES NETTOYANTS NAME REINIGUNGSMITTEL	FABRICANT HERSTELLER	SITE INTERNET WEBSEITE
ciments-joints .Mörtel coulis .Zementschlamm ciment .Zement chaux .Kalk	À base d’acides tamponnés Mit gepufferten Säuren	keranet cement remover deterdeK trek zementschleierentferner hmk r63 solvacid	Mapei Faberchimica Fila Kiter Lithofin Hmk Geal	www.mapei.it www.faberchimica.com www.filachim.it www.kiterdetergenti.it www.lithofin.com www.moellerchemie.de www.geal-chim.it
		bonaclean/bclean bonadecon/bdecon (*)	Bonasystems italia Bonasystems italia	www.bonasystemsitalia.it www.bonasystemsitalia.it

248 Sauf indication contraire de SICHENIA, suivre avec soin le mode d’emploi signalé par le fabricant sur l’emballage. (*) Spécifique pour produits qui ne sont pas résistant aux acides

7.Nettoyage des joints epoxy, bi-composant et réactif
Nettoyer immédiatement les résidus de manière soignée en se conformant aux indications fournies par le fabricant car ce type de coulis durcit rapidement, même en quelques minutes. Suivez attentivement les indications de nettoyage indiqué par le fabricant de joint utilisé et vérifiez son efficacité (même rétroéclairage) avec un nettoyage préventif avant de jointoyer la totalité du sol / mur.

NOM DES NETTOYANTS .NAME REINIGUNGSMITTEL	FABRICANT .HERSTELLER	SITE INTERNET .WEBSEITE
Epoxy Cleaner	faberchimica	www.faberchimica.com

8.Rutschfeste fliesen
Aufgrund ihrer Beschaff enheit sind die rutschfesten, rauen oder strukturierten Oberflächen etwas schwieriger zu reinigen. Aus diesem Grunde ist die Reinigung sehr wichtig. Für eine schnellere Reinigung wird der Einsatz einer Einscheibenmaschine mit einer weissen oder beige Scheibe empfohlen.

SONDERREINIGUNG

Sie wird ausgeführt, um besonders alte oder hartnäckige Flecken oder Reste zu entfernen. Vor der Anwendung immer Tests vornehmen (auf einer nicht verlegten Fliese), insbesondere bei **geläppten** und **polierten** Fliesen.In der unten aufgeführten Tabelle sind wirksame Reinigungsmittel je nach Fleckenart angegeben.

RÉSIDU À ENLEVER ZU ENTFERNENDER REST	TYPE DE NETTOYANT ART DES REINIGUNGSMITTELS	NOM DES NETTOYANTS NAME REINIGUNGSMITTEL	FABRICANT HERSTELLER	SITE INTERNET WEBSEITE
graisses .Fette dépôts de poussières laissées par le piétinement. Tritstaub grands nettoyages .Grundreinigung	alcalins universels (1) Polyfunktionell, mit Alkalibasis (1))	ps87 intensivreiniger hmk r55 taski r20-strip bonadecon / bdecon deterflash Oil & Grease Remover coloured stain remover	Fila Lithofin Hmk Johnsondiversey Bonasystems italia Geal Faberchimica Faberchimica	www.filachim.it www.lithofin.com www.moellerchemie.de www.diverseysolutions.com www.bonasystemsitalia.it www.geal-chim.it www.faberchimica.com www.faberchimica.com
café .Kaffee Coca-Cola .Coca Cola Jus de fruits .Obstsäfte	alcalins universels (1) Polyfunktionell, mit Alkalibasis (1)	ps87 super deterjet candeggina oxidant candeggina	Fila Geal vari produttori vari produttori	www.filachim.it www.geal-chim.it
vin .Wein dépôts calcaires .Kalkrückstände	oxydant .Oxydierend	viakal	Procter & Gamble	it.pg.com
rouille .Rost	acide (1) .Mit Säurebasis (1)	acido muriatico diluito	vari produttori	
encres feutre .Tinten Filzstift	acide (1) .Mit Säurebasis (1) à base de solvant .Mit Lösungsmittel	diluyente nitro, acqua ragia coloured stain remover	vari produttori Faberchimica	www.faberchimica.com
pneus .Reifen traces de caoutchouc .Gummiflecken traces de métaux .Metall traces de crayon .Bleistift	pâte abrasive (1) .scheuermittel (1)	vim clorex (2) polishing cream (2) tile cleaner (3) detergum (3)	Guaber Faberchimica Faberchimica Zep Italia	www.faberchimica.com www.faberchimica.com www.zep.it
saleté des joints .Fugenschmutz	spécifique .Spezifisch	fuganet fugenreiniger	Fila Lithofin	www.filachim.it www.lithofin.com

(1) Faire des tests avant emploi sur les produits Rodés et Polis. (2) Recommandé pour les produits Rodés et Polis. (3) Ne pas utiliser sur les produits Rodés, utiliser sur les produits polis en faisant très attention. Sauf indication contraire de SICHENIA, suivre avec soin le mode d’emploi signalé par le fabricant sur l’emballage.

INFORMATIONEN ZUR REINIGUNG UND PFLEGE

Vor der Reinigung einer gefliesten Fläche wird folgendes empfohlen:

1.Im Hauptkatalog die **Chemikalienbeständigkeit** der verlegten Fliesen prüfen;
2.Einen Vortest direkt auf den verlegten Fliesen vornehmen, indem das zu verwendende Reinigungsmittel über den gleichen Zeitraum wie in der Baustelle mit den Fliesen in Kontakt gebracht wird;
3.Sicherstellen, dass die zu verwendenden Reinigungsmittel **keine** Fluorwasserstoffsäure und/ oder ihre Derivate enthalten, da diese Substanzen durch ihre Besonderheit **alle** keramischen Produkte angreifen. (s. folgende einige Angaben zur täglichen, außergewöhnlichen Reinigung am Ende der Bauarbeiten („nach dem Verlegen“), um Wachs und glänzende Schichten zu entfernen und um eventuelle besondere Wartung auszuführen.

WARUM „NACH DEM VERLEGEN“ REINIGUNG!

1.Die Reinigung „nach dem Verlegen“ dient zur Entfernung der Spachtelrückstände, Zementrückstände und Kalkrückstände. Sie ist am Ende der Bauarbeiten für die glasierten und unglasierten Fliesen obligatorisch.
2.Eine schlecht ausgeführte oder eventuell gar nicht ausgeführte Reinigung „nach dem Verlegen“ ist oft die Ursache von Schatten, die trotz einer täglichen Reinigung die Ursache eines nicht sauberen Bodens sind.
3.Wenn möglich – vor allem bei mittel-großen Oberflächen – empfehlen wir die Anwendung eines Einbürstengeräts mit passenden Scheiben weich (weiß oder beige).

ANLEITUNGEN FÜR DIE REINIGUNG „NACH DEM VERLEGEN“:

1.Die Reinigung 4-5 Tage nach der Verlegung (die Fugenmasse muss aushärten) und nicht nach 10 Tagen ausführen. Über diesen Zeitraum hinaus kann die Reinigung sehr schwierig werden.
2.Den Boden vor der Reinigung mit Wasser benetzen. Auf diese Weise werden die Verfugungen mit Wasser benetzt und der Kontakt mit den Reinigungsmitteln reduziert.
3.Die Reinigungsmittel über eine begrenzte Zeit einwirken lassen und sobald wie möglich mit Wasser spülen.
4.Die Reinigung darf nicht ausgeführt werden, wenn die gefliesten Flächen sehr heiß sind (z.B. im Sommer der Sonne ausgesetzt), da die Wirkung der chemischen Substanzen aggressiver ist. Im Sommer wird sie in den kühlen Stunden des Tags ausgeführt.
5.*Vor der Anwendung immer Tests* vornehmen (auf einer nicht verlegten Fliese), insbesondere bei geläppten oder polierten Produkten.
6.Reinigung von mit wasser gemischten mörtel
Diese wird mit speziellen Reinigungsmitteln mit gepufferten und verdünnten Säuren ausgeführt. Einige dieser, die im Handel leicht erhältlich sind, sind in der folgenden Tabelle aufgeführt.

RÉSIDU À ENLEVER ZU ENTFERNENDER REST	TYPE DE NETTOYANT ART DES REINIGUNGSMITTELS	NOM DU PRODUIT NAME REINIGUNGSMITTEL	FABRICANT HERSTELLER	SITE INTERNET WEBSEITE
patine lucide Glänzende Schichten	légèrement acide Leicht sauer	Tile cleaner (*)	faberchimica	www.faberchimica.com

Außer bei anders lautenden Angaben von SICHENIA, werden die Gebrauchsanweisungen der Produkthersteller befolgt. (*) Für nicht säurebeständige Produkte geeignet.

7.Reinigung von epoxy-, bi-komponent und aktiven spachtelmassen
In diesen Fällen müssen die Stuckrückstände sofort und sehr sorgfältig unter Beachtung der Angaben des Herstellers erfolgen, weil diese Stucke u.U. sehr schnell in wenigen Minuten härten. Die angegebene Reinigungshinweis vom Hersteller der verwendete Fugenmasse sorgfältig befolgen. Vor dem Verfugen des gesamten Belag (Boden u/o Wand), die Wirkung der Reinigungsempfehlung (auch im Gegenlicht!) mit einem Vor-Test Reinigung überprüfen.

NOM DES NETTOYANTS .NAME REINIGUNGSMITTEL	FABRICANT .HERSTELLER	SITE INTERNET .WEBSEITE
Epoxy Cleaner	faberchimica	www.faberchimica.com

8.Antislip tiles
“Grip” tiles that are made with rough and/or textured surfaces must be cleaned very laboriously. Therefore, it is advisable to clean “after the installation”, quickly and thoroughly, using a single-brush machine with disks white and beige.

CLEANING:

This procedure is carried out to remove stains or residues that are particularly old or tough. Make sure to always perform a precautionary test before using the product (on a tile that is not laid), especially for **Lapped** or **Polished** products. The table shown below indicates the detergents that are effective according to the type of stains.

NETTOYAGE QUOTIDIEN:
Utiliser de l’eau chaude et un chiffon en microfibre de bonne qualité, type MAGICCLEAN de Bonasystems Italia. De temps en temps, tous les 10-20 jours par ex., et selon l’état du sol, utiliser des détergents neutres très dilués dans de l’eau chaude qui ne contiennent pas de cires et ne laissent pas de tâches brillantes. En fin de lavage, rincer toujours à l’eau et à l’aide d’un chiffon en microfibre de bonne qualité.

TYPE D’OPERATION VORGANGSART	TYPE DE NETTOYANT ART DES REINIGUNGSMITTELS	NOM DU PRODUIT NAME REINIGUNGSMITTEL	FABRICANT HERSTELLER	SITE INTERNET WEBSEITE
nettoyages quotidiens Tägliche Reinigung	neutre Neutral	tile cleaner fila cleaner pfleregereiniger hmk p15	Faberchimica Fila Lithofin Hmk	www.faberchimica.com www.filachim.it www.lithofin.com www.moellerchemie.de
		bonamain + / bmain + bonatitania clean / btitania clean belgres	Bonasystems italia Bonasystems italia Geal	www.bonasystemsitalia.it www.bonasystemsitalia.it www.geal-chim.it

Sauf indication contraire de SICHENIA, suivre avec soin le mode d’emploi signalé par le fabricant sur l’emballage.

NETTOYAGE DÉCOR
- utiliser des détergents NEUTRES et dilués.
NE SURTOUT PAS UTILISER: Agents cirants et/ou agents d’imprégnation - Des détergents acides ou alcalins - Des produits abrasifs - Des brosses ou des éponges abrasives.

ÉLIMINATION DES FILMS BRILLANTS

Les nettoyants ordinaires disponibles dans le commerce contiennent souvent des cires ou des additifs de cirage qui, lavage après lavage, déposent sur le revêtement de sol des **films brillants** qui entraînent la formation d’auréoles difficiles à éliminer. Des films de ce genre peuvent aussi être occasionnés par certains mortiers. Si des simples boissons, comme le Coca-Cola, le vin, l’eau, etc., sont renversées sur le sol, ce film brillant part et les carreaux reprennent leur **aspect original** plus mat. À côté des carreaux plus brillants, les zones sans cire ont l’air d’être des sortes d’auréoles mates, alors qu’en fait, ce sont les seules parties propres du revêtement de sol. Dans ce cas, il faut :

1. avant toute chose, éliminer le film brillant sur l’emballage du revêtement de sol (voir tableau ci-après) ;
2.ensuite, pour les nettoyages quotidiens, utiliser des nettoyants neutres qui ne contiennent ni cire ni additif de cirage (voir paragraphe précédent « nettoyages quotidiens/ordinaires »).

RÉSIDU À ENLEVER ZU ENTFERNENDER REST	TYPE DE NETTOYANT ART DES REINIGUNGSMITTELS	NOM DU PRODUITS NAME REINIGUNGSMITTEL	FABRICANT HERSTELLER	SITE INTERNET WEBSEITE
patine lucide Glänzende Schichten	légèrement acide Leicht sauer	Tile cleaner (*)	faberchimica	www.faberchimica.com

(*) Ne pas suivre le mode d’emploi signalé sur l’emballage, mais utiliser le nettoyant pur, laisser agir 5-10 minutes, frotter avec des disques tampons doux (blanc, jaune) et bien rincer à l’eau. Nes pas utiliser de cires sur le grès cérame SICHENIA.

TÄGLICHE / REGELMÄSSIGE REINIGUNG
Warmes Wasser und ein hochwertiges Mikrofaser Tuch vom Typ MAGICCLEAN von Bonasystems Italia verwenden. Ab und zu, zum Beispiel alle 10-20 Tage, je nach Zustand des Fußbodenbelags, neutrale in warmen Wasser verdünnte Reinigungsmittel verwenden, die wachsfrei sind und keine glänzenden Schmierfilme hinterlassen. Nach dem Reinigen immer mit Wasser nachspülen und dafür ein zweites hochwertiges Mikrofaser Tuch verwenden.

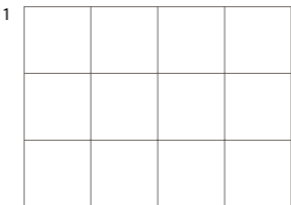
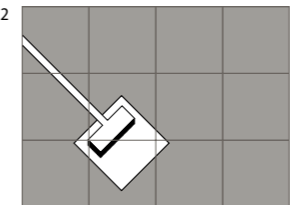
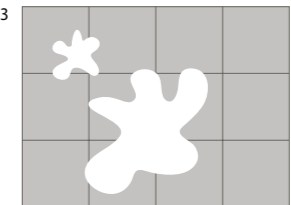
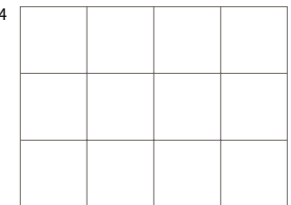
TYPE D’OPERATION VORGANG	NOM DU PRODUIT PRODUKTNAME	FABRICANT HERSTELLER	SITE INTERNET WEBSEITE
traitement antidérapante rutschfestigkeits-Behandlung	bonagrip safe floor	bonasystems italia faberchimica	www.bonasystemsitalia.it www.faberchimica.com

REINIGUNG DES FLIESENDEKORS
- Verwenden Sie ausschließlich NEUTRALE und verdünnte Reinigungsmittel.
VERWENDEN SIE AUF KEINEN FALL: Wachs- und/oder Imprägniermittel - Ätzende oder alkalische Reinigungsmittel - Scheuerpasten-und Pulver - Grobe Bürsten oder abrasive Schwämme.

ENTFERNEN VON GLÄNZENDEN SCHICHTEN
In den normalen handelsüblichen Reinigungsmitteln sind manchmal Wachse oder glänzende Zusätze enthalten, die nach jeder Reinigung **glänzende** Schichten auf dem Boden hinterlassen, die hartnäckige Streifen verursachen. Schichten dieser Art können auch von einiger Fugenmassen hinterlassen werden. Einfache Lebensmittel wie Coca Cola, Wein, Wasser usw. entfernen durch Fallen auf den Boden diese glänzende Schicht und bringen den matten **Originalzustand** der Fliesen wieder zum Erscheinen. Auf dem glänzenden Teil des Bodens erscheinen die Bereiche ohne Wachs als matte Schatten, eigentlich handelt es sich um die einzigen sauberen Bereiche des Bodens. In diesen Fällen muss man:
1.Zuerst die glänzende Schicht vom ganzen Boden entfernen (siehe folgende Tabelle);
2.Dann zur täglichen Reinigung neutrale Reinigungsmittel verwenden, die keine Wachse oder glänzende Zusätze enthalten (siehe vorheriger Abschnitt „tägliche/regelmäßige Reinigung“).

RÉSIDU À ENLEVER ZU ENTFERNENDER REST	TYPE DE NETTOYANT ART DES REINIGUNGSMITTELS	NOM DU PRODUITS NAME REINIGUNGSMITTEL	FABRICANT HERSTELLER	SITE INTERNET WEBSEITE
patine lucide Glänzende Schichten	légèrement acide Leicht sauer	Tile cleaner (*)	faberchimica	www.faberchimica.com

(*) Die Angaben auf der Verpackung nicht befolgen, sondern das Reinigungsmittel pur anwenden, 5-10 Minuten einwirken lassen, mit weichen Kissen abreiben (weiß, gelb) und gut mit Wasser abspülen. Keine Wachse auf Feinsteinzeug von SICHENIA verwenden.

1		2		3		4		249
	Sol original. Originalfußboden.		Après un nettoyage avec détergents contenant de la cire. Nach der Reinigung mit wachshaltigen Reinigungsmitteln.		Certains aliments (Coca-Cola, vin, eau, etc.) peuvent enlever la patine brillante. La surface originale est plus opaque. Normale Lebensmittel (Coca-Cola, Wein, Wasser usw...) können die glänzende Patina entfernen. Die Originaloberfläche ist matter.		Retirer la patine à l'aide d'un déterent (Tile Cleaner pur de Faber) et utiliser chaque jour un détergent sans cire. Die Patina sollte mit Reinigungsmittel entfernt werden (Tile cleaner pur von Faber) und für die tägliche Reinigung sollte ein wachsfreies Reinigungsmittel verwendet werden.	

	ENTRETIENS . BESONDERE WARTUNG	
	Protection joints .Fugenschutzmittel	

NOM DU PRODUIT PRODUKTNAME	FABRICANT HERSTELLER	SITE INTERNET WEBSEITE
fugaproof kf fugenschutz	fila lithofin	www.filachim.it www.lithofin.com

Sauf indication contraire de SICHENIA, suivre avec soin le mode d’emploi signalé par le fabricant sur l’emballage.








Traitements antidérapantes
La résistance au glissement des carrelages posés (aussi bien des carreaux émaillés que des carreaux non émaillés) peut être améliorée avec des produits spécifiques (voir tableau). Avant d’appliquer le produit sur le revêtement de sol, faire toujours des tests sur les carreaux non posés pour déterminer les temps de pose plus indiqués. Si d’un côté, les longs temps de pose augmentent le coefficient de frottement, de l’autre, ils ont tendance à décolorer un peu les carreaux et à les salir plus vite.

TYPE D’OPÉRATION VORGANG	NOM DU PRODUIT PRODUKTNAME	FABRICANT HERSTELLER	SITE INTERNET WEBSEITE
traitement antidérapante rutschfestigkeits-Behandlung	bonagrip safe floor	bonasystems italia faberchimica	www.bonasystemsitalia.it www.faberchimica.com

Attention:
1. Ne pas faire ces traitements sur les surfaces Rodées ou Polies ;
2. Avant le traitement, contacter le Service Clients Sichenia ;
3. Il est recommandé de confier le traitement à des entreprises spécialisées.








Les produits **POLIS** peuvent atteindre un niveau d’adhérence **R9** (essai DIN 51130) par le biais de traitements laser ; ceux-ci ne peuvent être effectués que sur les produits non posés. Pour les carreaux Polis, le client est donc tenu de spécifier le niveau R9 au service commercial lors de la commande. Ces traitements laser peuvent aussi être effectués sur les surfaces **RODÉES** (après vérification auprès du Service Clients SICHENIA).



Packing list

FORMATI . Sizes . Formats . Formate	Pz x 	m² x 	kg x 	 x 	m² x 	kg x 
6,25x12,5 10 mm	76	0,594	7,900	102	60,588	808
2,5"x5" 10 mm sticks	64	0,500	7,600	102	51,000	783
7,2x7,2 9 mm	132	0,684	13,150	48	32,846	631
2,8"x2,8" Chevron Dx - Sx 9 mm	34	0,618	13,600	36	22,276	489
7,2 x30 9 mm	33	0,712	13,700	48	34,214	658
2,8"x12" 8x41 9 mm	22	0,721	16,500	60	43,296	1045
3"x16" 9,7x53 9 mm	16	0,822	20	40	32,904	1030
4"x21" 11x45 10 mm	24	1,188	26,000	39	46,332	1030
4,5"x18" 10x60 Muretto 10 mm	30	1,800	33,100	30	54,000	993
4"x24" 16,5x41 10 mm	16	1,082	22,570	48	51,955	1100
6,5"x16" 9,7x53 9 mm	16	0,823	20,000	40	32,904	800
4"x21" 15x60,5 9 mm	15	1,361	24,300	40	54,450	1000
6"x24" 20x20 9 mm	25	1,000	19,500	54	54,000	1053
8"x8" 20x60 10 mm	8	0,960	19,200	48	46,080	924
8"x24" 22,5x22,5 10 mm	24	1,210	26,400	26	31,460	682
9"x9" 14 mm	18	0,911	27,700	26	23,700	720
22,5x45 10 mm	13	1,315	27,400	39	51,308	1068
9"x18" 14 mm	9	0,911	27,500	39	35,540	1091
29,5x29,5 Mod. Rete quadrato 9 mm matt	4	0,360	7,100	80	28,800	572
12"x12" 9 mm	13	1,170	22,640	40	46,800	922
30x30 Mod. rete quadrato 9 mm	4	0,360	7,100	80	28,800	572
12"x12" 9 mm	6	1,080	20,510	48	51,840	1002
30x60 12"x24" 20 mm	3	0,540	23,700	40	21,600	948
Muretto 10 mm	4	1,080	22,260	48	51,840	1068
30x90 12"x24" 9 mm	4	1,080	26,000	48	51,840	1248
9 mm	4	1,440	27,480	30	43,200	842
60x60 24"x24" 14 mm	3	1,080	33,850	30	32,400	1033
20 mm	2	0,720	31,670	30	21,600	967
9 mm	3	1,620	30,210	32	51,840	984
60x90 24"x36" 20 mm	1	0,540	23,890	45	24,300	1092
9 mm	2	1,620	31,760	25	40,500	811
90x90 36"x36" 20 mm	1	0,810	35,320	25	20,250	900
9 mm	6	1,440	27,490	36	51,840	1007
20x120 8"x48" Fascia Modulo rete	4	0,960	19,400	36	34,560	698
9 mm	4	1,440	28,610	36	51,840	1047
40x120 16"x48" 20 mm	1	0,480	21,070	48	23,040	1028
9 mm	2	1,386	26,600	35	48,527	931
59x117,5 24"x48" 9 mm	2	1,440	28,080	35	50,400	1000
60x120 24"x48" 20 mm	1	0,720	31,600	35	25,200	1106
94_EVO 9 mm	1	1,440	28,000	40	57,600	1120
120x120 48"x48" Concrete 9mm	2	2,880	52,800	16	46,080	844
26,5x180 10"x71" 9 mm	3	1,440	27,900	48	69,120	1342

254

Packing list PEZZI SPECIALI . SPECIAL PIECES . PIÈCES SPÉCIALES . SPEZIALTEILE

FORMATI . Sizes . Formats . Formate	Pz x 	m² x 	kg x 	 x 	m² x 	kg x 
6x60 2x24" Battiscopa	15	0,540	11,400	48	25,920	548
6x120 2"x48" Battiscopa	7	0,540	11,800	50	25,200	593
7x41 2,5"x16" Battiscopa	12	0,344	7,500	65	22,386	488

FORMATI . Sizes . Formats . Formate	Pz x 	m² x 	kg x 	 x 	m² x 	kg x 
7x45 2,5"x18" Battiscopa	12	0,378	11,100	65	24,570	726
7x59 2,5"x24" Battiscopa	12	0,496	11,000	48	23,808	528
7x60 2,5"x24" Battiscopa	15	0,504	13,800	48	24,192	662
7x90 2,5"x36" Battiscopa	9	0,503	10,800	78	39,311	842
8x41 3"x16" Bullnose	12	0,393	8,400	65	25,584	546
15x30 6"x12" Elemento a "L"	8	0,360	9,000	-	-	-
30x60 12"x24" Gradino Becco di Civetta	6	1,080	33,360	-	-	-
33x60 13"x24" Gradino costa retta	2	0,792	18,500	-	-	-
33x33 13"x13" Angolo gradino costa retta	4	0,435	9,600	-	-	-
33x117,5 13"x48" Gradino costa retta DL	2	0,775	18,000	-	-	-
33x117,5 13"x48" Angolo gradino costa retta SX / DX	1	0,387	10,300	-	-	-
33x120 13"x48" Gradino costa retta	2	0,792	19,600	-	-	-
33x120 13"x48" Angolo gradino costa retta SX / DX	1	0,396	10,600	-	-	-
17x45 7"x18" Gradino costa retta 14 mm	2	0,153	6,200	-	-	-
45x45 18"x18" Angolo Int. costa retta 14 mm	2	0,248	10,000	-	-	-
17x17 7"x7" Angolo Est. costa retta 14 mm	2	0,057	2,300	-	-	-
20x45 8"x18" Griglia 21 mm	2	0,180	7,500	-	-	-
20x45 8"x18" Angolo Griglia 21 mm	2	0,140	6,000	-	-	-
20x60 8"x24" Griglia 21 mm	2	0,240	10,400	-	-	-
20x60 8"x24" Angolo Griglia 21 mm	1	0,200	8,600	-	-	-
30x60 12"x24" Copertina 20 mm	1	0,180	7,800	-	-	-
33x60 13"x24" Gradino Costa Retta 20 mm	1	0,270	12,900	-	-	-
33x60 13"x24" Ang. Int. Grad. Costa Retta 20 mm	1	0,450	21,400	-	-	-
33x90 13"x36" Gradino costa retta 20 mm	1	0,270	12,900	-	-	-
33x90 13"x36" Gradino costa retta angolo interno 20 mm	1	0,450	21,400	-	-	-
33x33 13"x13" Ang. Est. Grad. Costa Retta 20 mm	2	0,217	11,300	-	-	-
30x90 12"x36" Gradino Costa Retta 20 mm	1	0,270	12,900	-	-	-
30x90 12"x36" Angolo Int. Gradino Costa Retta 20 mm	1	0,450	21,400	-	-	-
30x30 12"x12" Ang. Est. Grad. Costa Retta 20 mm	1	0,090	4,400	-	-	-
30x90 12"x36" Gradino toro 20 mm	1	0,270	11,800	-	-	-
30x90 12"x36" Angolo gradino toro interno / esterno SX / DX 20 mm	1	0,450	19,700	-	-	-
30x90 12"x36" Gradino costa lucida 20 mm	1	0,270	11,800	-	-	-
30x90 12"x36" Angolo gradino costa lucida interno / esterno SX / DX 20 mm	1	0,450	19,700	-	-	-
33x120 13"x48" Gradino Costa Retta 20 mm	1	0,480	22,300	-	-	-
33x120 13"x48" Angolo Int. Gradino Costa Retta 20 mm	1	0,800	36,800	-	-	-
33x33 13"x13" Angolo Est. Gradino Costa Retta 20 mm	2	0,217	11,300	-	-	-
40x120 16"x48" Copertina 20 mm	1	0,480	20,900	-	-	-
40x120 16"x48" Gradino toro 20 mm	1	0,480	20,000	-	-	-
40x120 16"x48" Angolo gradino toro interno/esterno SX / DX 20 mm	1	0,800	33,400	-	-	-
40x120 16"x48" Gradino costa lucida 20 mm	1	0,480	20,000	-	-	-
40x120 16"x48" Angolo gradino costa lucida interno/esterno SX / DX 20 mm	1	0,800	33,400	-	-	-

255

**PAVIMENTI PER INTERNO**

Indoor floor tiles . Carrelages d'intérieur . Bodenbeläge für den Innenbereich.

**RIVESTIMENTI PER INTERNO**

Indoor wall tiles . Revêtements d'intérieur . Wandbeläge für den Innenbereich.

**PAVIMENTI PER ESTERNO**

Outdoor floor tiles . Carrelages d'extérieur . Bodenbeläge für den Außenbereich.

**RIVESTIMENTI PER ESTERNO**

Outdoor wall tiles . Revêtements d'extérieur . Wandbeläge für den Außenbereich.

**CONTINUITÀ DI SUPERFICIE TRA INTERNI ED ESTERNI**Seamless transitions from indoors to out .
Continuité de surface entre l'intérieur et l'extérieur . Farbliche Kontinuität zwischen Innen und Aussen.**CLASSIFICAZIONE DELLE TONALITÀ**

Color Shade Variation Guide . Classification des tonalités . Farbspiel-Klassifizierung.

**COEFFICIENTE DI ATTRITO. SCIVOLOSITÀ**

Friction coefficient. Slipperiness . Coefficient de frottement. Glissance . Reibungskoeffizient. Rutschgefahr.

**SPESORE**

Thickness . Épaisseur . Dicke.

PM - 49,00**PREZZO AL METRO QUADRO**

Price per square meter . Prix au mètre carré . Preis pro qm

PP - 49,00**PREZZO AL PEZZO**

Price per piece . Prix à la pièce . Preis pro Stück

PL - 49,00**PREZZO AL METRO LINEARE**

Price per linear meter . Prix au mètre linéaire . Preis pro lfdm



Sichenia Gruppo Ceramiche S.p.A. Via Toscana, 12 - 41049 Sassuolo (Modena) - Italy

Tel. +39 0536.81.84.11 - Fax Italia +39 0536.81.01.05 / export +39 0536.80.08.15

info@sichenia.it - www.sichenia.it

La riproduzione, la pubblicazione, e la distribuzione, totale o parziale, di tutto il materiale originale contenuto in questo documento sono espressamente vietate in assenza di autorizzazione da parte di Sichenia.

Sichenia si riserva di modificare i prodotti senza preavviso, declinando ogni responsabilità su eventuali danni diretti o indiretti derivanti da eventuali modifiche.

I colori e le caratteristiche estetiche dei materiali illustrati nel presente catalogo sono da ritenersi puramente indicativi.

Per le informazioni e i dati relativi ai codici, imballaggi e pesi occorre sempre consultare l'ultimo listino aggiornato e in vigore.

The reproduction, publication, and distribution, total or partial, of all the original material contained herein is expressly prohibited without the prior consent of Sichenia.

Sichenia reserves the right to make changes to the products without notice, and shall not be liable for any direct or indirect damages arising from any changes.

The colours and the aesthetic characteristics of the products shown in this catalogue are purely illustrative.

For information and data concerning codes, packaging and weight always refer to the last updated price list in force.

La reproduction, la publication et la distribution, totales ou partielles, de tout le matériel original contenu dans ce document sont expressément interdites sans l'autorisation de Sichenia.

Sichenia se réserve la faculté de modifier les produits sans préavis, en déclinant toute responsabilité relative à des dommages directs ou indirects dérivant d'éventuelles modifications.

Les couleurs et les caractéristiques esthétiques du matériel illustré dans ce catalogue sont fournis à titre purement indicatif.

Pour les informations et les données relatives aux codes, aux emballages et aux poids, il est toujours nécessaire de consulter le dernier tarif mis à jour et en vigueur.

Die vollständige oder auszugsweise Vervielfältigung, Veröffentlichung und Verbreitung des gesamten,

in diesem Dokument enthaltenen Originalmaterials, ist ohne Genehmigung der Firma Sichenia ausdrücklich untersagt.

Sichenia behält sich das Recht vor, die Produkte ohne vorherige Ankündigung zu ändern und haftet nicht für direkte oder indirekte, durch eventuelle Änderungen verursachte Schäden.

Die Farben und ästhetischen Merkmale des im vorliegenden Katalogs abgebildeten Materials sind rein zur Information und nicht bindend.

Für Informationen zu den Daten der Codenummern, Verpackungen und Gewichten siehe immer die neuste, jeweils gültige Preisliste.

MADE IN ITALY

