


















Packing list

| FORMATI . Sizes . Formats . Formate | | Pz x  | m ² x  | kg x  |  x  | m ² x  | kg x  |
|-------------------------------------|------------------------------|--|--|--|---|--|--|
| 6,25x12,5 2,5"x5" | 10 mm | 76 | 0,594 | 7,900 | 102 | 60,588 | 808 |
| | 10 mm sticks | 64 | 0,500 | 7,600 | 102 | 51,000 | 783 |
| 7,2x7,2 2,8"x2,8" | 9 mm | 132 | 0,684 | 13,150 | 48 | 32,846 | 631 |
| 7x26 2,5"x10" | Chevron Dx - Sx 9 mm | 34 | 0,618 | 13,600 | 36 | 22,276 | 489 |
| 7,2 x30 2,8"x12" | 9 mm | 33 | 0,712 | 13,700 | 48 | 34,214 | 658 |
| 8x41 3"x16" | 9 mm | 22 | 0,721 | 16,500 | 60 | 43,296 | 1045 |
| 9,7x53 4"x21" | 9 mm | 16 | 0,822 | 20 | 40 | 32,904 | 1030 |
| 11x45 4,5"x18" | 10 mm | 24 | 1,188 | 26,000 | 39 | 46,332 | 1030 |
| 10x60 4"x24" | Muretto 10 mm | 30 | 1,800 | 33,100 | 30 | 54,000 | 993 |
| 16,5x41 6,5"x16" | 10 mm | 16 | 1,082 | 22,570 | 48 | 51,955 | 1100 |
| 9,7x53 4"x21" | 9 mm | 16 | 0,823 | 20,000 | 40 | 32,904 | 800 |
| 15x60,5 6"x24" | 9 mm | 15 | 1,361 | 24,300 | 40 | 54,450 | 1000 |
| 20x20 8"x8" | 9 mm | 25 | 1,000 | 19,500 | 54 | 54,000 | 1053 |
| 20x60 8"x24" | 10 mm | 8 | 0,960 | 19,200 | 48 | 46,080 | 924 |
| 22,5x22,5 9"x9" | 10 mm | 24 | 1,210 | 26,400 | 26 | 31,460 | 682 |
| | 14 mm | 18 | 0,911 | 27,700 | 26 | 23,700 | 720 |
| 22,5x45 9"x18" | 10 mm | 13 | 1,315 | 27,400 | 39 | 51,308 | 1068 |
| | 14 mm | 9 | 0,911 | 27,500 | 39 | 35,540 | 1091 |
| 29,5x29,5 12"x12" | Mod. Rete quadrato 9 mm matt | 4 | 0,360 | 7,100 | 80 | 28,800 | 572 |
| 30x30 12"x12" | 9 mm | 13 | 1,170 | 22,640 | 40 | 46,800 | 922 |
| | Mod. rete quadrato 9 mm | 4 | 0,360 | 7,100 | 80 | 28,800 | 572 |
| 30x60 12"x24" | 9 mm | 6 | 1,080 | 20,510 | 48 | 51,840 | 1002 |
| | 20 mm | 3 | 0,540 | 23,700 | 40 | 21,600 | 948 |
| 30x90 12"x24" | Muretto 10 mm | 4 | 1,080 | 22,260 | 48 | 51,840 | 1068 |
| | 9 mm | 4 | 1,080 | 26,000 | 48 | 51,840 | 1248 |
| 60x60 24"x24" | 9 mm | 4 | 1,440 | 27,480 | 30 | 43,200 | 842 |
| | 14 mm | 3 | 1,080 | 33,850 | 30 | 32,400 | 1033 |
| | 20 mm | 2 | 0,720 | 31,670 | 30 | 21,600 | 967 |
| 60x90 24"x36" | 9 mm | 3 | 1,620 | 30,210 | 32 | 51,840 | 984 |
| | 20 mm | 1 | 0,540 | 23,890 | 45 | 24,300 | 1092 |
| 90x90 36"x36" | 9 mm | 2 | 1,620 | 31,760 | 25 | 40,500 | 811 |
| | 20 mm | 1 | 0,810 | 35,320 | 25 | 20,250 | 900 |
| 20x120 8"x48" | 9 mm | 6 | 1,440 | 27,490 | 36 | 51,840 | 1007 |
| | Fascia Modulo rete | 4 | 0,960 | 19,400 | 36 | 34,560 | 698 |
| 30x120 12"x48" | 9 mm | 4 | 1,440 | 28,610 | 36 | 51,840 | 1047 |
| 40x120 16"x48" | 20 mm | 1 | 0,480 | 21,070 | 48 | 23,040 | 1028 |
| 59x117,5 24"x48" | 9 mm | 2 | 1,386 | 26,600 | 35 | 48,527 | 931 |
| 60x120 24"x48" | 9 mm | 2 | 1,440 | 28,080 | 35 | 50,400 | 1000 |
| | 20 mm | 1 | 0,720 | 31,600 | 35 | 25,200 | 1106 |
| 120x120 48"x48" | 94_EVO 9 mm | 1 | 1,440 | 28,000 | 40 | 57,600 | 1120 |
| | Concrete 9mm | 2 | 2,880 | 52,800 | 16 | 46,080 | 844 |
| 26,5x180 10"x71" | 9 mm | 3 | 1,440 | 27,900 | 48 | 69,120 | 1342 |

005

Packing list PEZZI SPECIALI . SPECIAL PIECES . PIÈCES SPÉCIALES . SPEZIALTEILE

| FORMATI . Sizes . Formats . Formate | | Pz x  | m ² x  | kg x  |  x  | m ² x  | kg x  |
|-------------------------------------|------------|--|--|--|---|--|--|
| 6x60 2"x24" | Battiscopa | 15 | 0,540 | 11,400 | 48 | 25,920 | 548 |
| 6x120 2"x48" | Battiscopa | 7 | 0,540 | 11,800 | 50 | 25,200 | 593 |
| 7x41 2,5"x16" | Battiscopa | 12 | 0,344 | 7,500 | 65 | 22,386 | 488 |

| FORMATI . Sizes . Formats . Formate | | Pz x  | m² x  | kg x  |  x  | m² x  | kg x  |
|-------------------------------------|---|--|---|--|---|--|--|
| 7x45 2,5"x18" | Battiscopa | 12 | 0,378 | 11,100 | 65 | 24,570 | 726 |
| 7x59 2,5"x24" | Battiscopa | 12 | 0,496 | 11,000 | 48 | 23,808 | 528 |
| 7x60 2,5"x24" | Battiscopa | 15 | 0,504 | 13,800 | 48 | 24,192 | 662 |
| 7x90 2,5"x36" | Battiscopa | 9 | 0,503 | 10,800 | 78 | 39,311 | 842 |
| 8x41 3"x16" | Bullnose | 12 | 0,393 | 8,400 | 65 | 25,584 | 546 |
| 15x30 6"x12" | Elemento a "L" | 8 | 0,360 | 9,000 | - | - | - |
| 30x60 12"x24" | Gradino Becco di Civetta | 6 | 1,080 | 33,360 | - | - | - |
| 33x60 13"x24" | Gradino costa retta | 2 | 0,792 | 18,500 | - | - | - |
| 33x33 13"x13" | Angolo gradino costa retta | 4 | 0,435 | 9,600 | - | - | - |
| 33x117,5 13"x48" | Gradino costa retta DL | 2 | 0,775 | 18,000 | - | - | - |
| 33x117,5 13"x48" | Angolo gradino costa retta SX / DX | 1 | 0,387 | 10,300 | - | - | - |
| 33x120 13"x48" | Gradino costa retta | 2 | 0,792 | 19,600 | - | - | - |
| 33x120 13"x48" | Angolo gradino costa retta SX / DX | 1 | 0,396 | 10,600 | - | - | - |
| 17x45 7"x18" | Gradino costa retta 14 mm | 2 | 0,153 | 6,200 | - | - | - |
| 45x45 18"x18" | Angolo Int. costa retta 14 mm | 2 | 0,248 | 10,000 | - | - | - |
| 17x17 7"x7" | Angolo Est. costa retta 14 mm | 2 | 0,057 | 2,300 | - | - | - |
| 20x45 8"x18" | Griglia 21 mm | 2 | 0,180 | 7,500 | - | - | - |
| 20x45 8"x18" | Angolo Griglia 21 mm | 2 | 0,140 | 6,000 | - | - | - |
| 20x60 8"x24" | Griglia 21 mm | 2 | 0,240 | 10,400 | - | - | - |
| 20x60 8"x24" | Angolo Griglia 21 mm | 1 | 0,200 | 8,600 | - | - | - |
| 30x60 12"x24" | Copertina 20 mm | 1 | 0,180 | 7,800 | - | - | - |
| 33x60 13"x24" | Gradino Costa Retta 20 mm | 1 | 0,270 | 12,900 | - | - | - |
| 33x60 13"x24" | Ang. Int. Grad. Costa Retta 20 mm | 1 | 0,450 | 21,400 | - | - | - |
| 33x90 13"x36" | Gradino costa retta 20 mm | 1 | 0,270 | 12,900 | - | - | - |
| 33x90 13"x36" | Gradino costa retta angolo interno 20 mm | 1 | 0,450 | 21,400 | - | - | - |
| 33x33 13"x13" | Ang. Est. Grad. Costa Retta 20 mm | 2 | 0,217 | 11,300 | - | - | - |
| 30x90 12"x36" | Gradino Costa Retta 20 mm | 1 | 0,270 | 12,900 | - | - | - |
| 30x90 12"x36" | Angolo Int. Gradino Costa Retta 20 mm | 1 | 0,450 | 21,400 | - | - | - |
| 30x30 12"x12" | Ang. Est. Grad. Costa Retta 20 mm | 1 | 0,090 | 4,400 | - | - | - |
| 30x90 12"x36" | Gradino toro 20 mm | 1 | 0,270 | 11,800 | - | - | - |
| 30x90 12"x36" | Angolo gradino toro interno / esterno SX / DX 20 mm | 1 | 0,450 | 19,700 | - | - | - |
| 30x90 12"x36" | Gradino costa lucida 20 mm | 1 | 0,270 | 11,800 | - | - | - |
| 30x90 12"x36" | Angolo gradino costa lucida interno / esterno SX / DX 20 mm | 1 | 0,450 | 19,700 | - | - | - |
| 33x120 13"x48" | Gradino Costa Retta 20 mm | 1 | 0,480 | 22,300 | - | - | - |
| 33x120 13"x48" | Angolo Int. Gradino Costa Retta 20 mm | 1 | 0,800 | 36,800 | - | - | - |
| 33x33 13"x13" | Angolo Est. Gradino Costa Retta 20 mm | 2 | 0,217 | 11,300 | - | - | - |
| 40x120 16"x48" | Copertina 20 mm | 1 | 0,480 | 20,900 | - | - | - |
| 40x120 16"x48" | Gradino toro 20 mm | 1 | 0,480 | 20,000 | - | - | - |
| 40x120 16"x48" | Angolo gradino toro interno/esterno SX / DX 20 mm | 1 | 0,800 | 33,400 | - | - | - |
| 40x120 16"x48" | Gradino costa lucida 20 mm | 1 | 0,480 | 20,000 | - | - | - |
| 40x120 16"x48" | Angolo gradino costa lucida interno/esterno SX / DX 20 mm | 1 | 0,800 | 33,400 | - | - | - |