

QUANDO LA NATURA INCONTRA
LA TECNOLOGIA CERAMICA
ECCO CHE NASCE UN MATERIALE
SENZA TEMPO.

WHEN NATURE MEETS CERAMIC TECHNOLOGY A TIMELESS MATERIAL
HAPPENS.

QUAND LA NATURE RENCONTRE LA TECHNOLOGIE CÉRAMIQUE, UN
MATÉRIAU INTEMPOREL EST NÉ.

WENN DIE NATUR DURCH KERAMISCHE TECHNOLOGIE INTERPRETIERT
WIRD, VERWANDELT SIE SICH IN EIN ZEITLOSES MATERIAL.

 **SICHENIA**
ECCELLENZA CERAMICA ITALIANA

AWBBOISE

GRES PORCELLANATO . PORCELAIN STONWARE . GRÈS CÉRAMÉ . FEINSTEINZEUG

AMBBOISE

SICHENIA SI ISPIRA A UNA PIETRA CHE, TRA TUTTE, È LA PROTAGONISTA DI UNA STORIA MILLENARIA: IL TUFFEAU.

SICHENIA DRAWS INSPIRATION BY A STONE THAT, AMONG ALL OTHERS, IS THE PROTAGONIST OF A THOUSAND-YEAR HISTORY: THE TUFFEAU.

SICHENIA S'INSPIRE D'UNE PIERRE QUI, PARMI TOUTES LES AUTRES, EST LA PROTAGONISTE D'UNE HISTOIRE MILLÉNAIRE : LE TUFFEAU.

SICHENIA IST VON EINEM STEIN INSPIRIERT, DER UNTER ALLEN PROTAGONISTEN EINER TAUSENDJÄHRIGEN GESCHICHTE IST: DEM TUFFEAU.

Questa pietra di origine calcarea predomina nei castelli della Loira che, con la loro magnificenza, restano un capolavoro di bellezza ed eleganza.

Nasce così Amboise, una linea in grado di riprodurre l'unicità della pietra e la sua capacità di tramandare la storia degli spazi che riveste.

L'aspetto vissuto di Amboise intensifica il rapporto tra interno ed esterno, garantendo continuità e coerenza stilistica. Si tratta di una tendenza sempre più nota nel mondo dell'architettura e del design, che Sichenia ha adottato già da diverso tempo.

This limestone predominates in the castles of the Loire Valley that, with their magnificence, are still a study in beauty and elegance.

Thus we have Amboise, a line able to echoing the uniqueness of stone and its ability to conveying the history of the spaces it covers.

The lived-in look of Amboise intensifies the relationship between inside and outside, guaranteeing continuity and stylistic coherence. This is an increasingly well-known trend in the world of architecture and design, which Sichenia has been adopting for some time now.

Cette pierre d'origine calcaire domine les châteaux de la Loire qui, par leur magnificence, restent un chef-d'œuvre de beauté et d'élégance.

Ainsi Amboise, une ligne capable de faire écho à la singularité de la pierre et à sa capacité à transmettre l'histoire des espaces qu'elle recouvre.

L'aspect habité d'Amboise intensifie le rapport entre l'intérieur et l'extérieur, garantissant continuité et cohérence stylistique. C'est une tendance de plus en plus connue dans le monde de l'architecture et du design, que Sichenia adopte déjà depuis un certain temps.

Dieser Stein kalkhaltigen Ursprungs dominiert die Schlösser der Loire, die mit all ihrer Pracht Schönheit und Eleganz bieten.

Amboise wird geboren, eine Linie, die in der Lage ist, die Einzigartigkeit des Steins zu verbreiten, die es versteht, die Geschichte der Räume zu vermitteln, die sie bedeckt.

Die gelebte Optik von Amboise intensiviert die Beziehung zwischen Innen und Außen und garantiert Kontinuität und stilistische Kohärenz. Dies ist ein immer bekannter Trend in der Welt der Architektur und des Designs, den Sichenia seit einiger Zeit aufgreift.

AMBOISE

AMBOISE NASCE PER SODDISFARE TUTTE LE ESIGENZE STILISTICHE PROPONENDO DUE DIVERSE TIPOLOGIE DI BORDI (STRAIGHT E CHIPPED) E QUATTRO SUPERFICI (SMOOTH, SOFT-GRIP®, LAPPATO E GRIP).

Amboise was created to satisfy all stylistic needs by offering two different edges (Straight and Chipped) and four finishes (Smooth, Soft-Grip®, Lappato and Grip).

Amboise a été créée pour répondre à toutes les exigences stylistiques en proposant deux bords différents (Straight et Chipped) et quatre finitions (Smooth, Soft-Grip®, Lappato et Grip).

Amboise wurde entwickelt, um allen stilistischen Anforderungen gerecht zu werden, und bietet zwei verschiedene Kanten (gerade und gechipt) und vier Oberflächen (glatt, Soft-Grip®, Lappato und Grip).



STRAIGHT EDGE

Le lastre hanno bordi rettificati perfettamente lineari per ottenere un effetto di superficie ideale in ambienti moderni. Caratterizzate da una finitura superficiale con tecnologia Soft-Grip® R10 A+B.

Slabs with perfectly linear rectified edges created to obtain an ideal surface effect in modern settings, and characterized by a surface finish with Soft-Grip® R10 A+B technology.

Dalles aux bords rectifiés parfaitement linéaires, créées pour obtenir un effet de surface idéal dans les environnements modernes, et caractérisées par une finition de surface avec la technologie Soft-Grip® R10 A+B.

Platten mit perfekt linearen, geschliffenen Kanten, um in modernen Umgebungen einen idealen Oberflächeneffekt zu erzielen. Gekennzeichnet durch eine Oberflächenveredelung mit Soft-Grip® R10 A+B Technologie.




CHIPPED EDGE

I bordi rettificati sono arrotondati e anticati, la superficie è morbida. Il leggero effetto di microstruttura tridimensionale favorisce un effetto vissuto, mantenendo l'eleganza degli ambienti.

The ground edges are rounded and antiqued, the surface is soft. The light three-dimensional microstructure effect favors a lived-in effect while maintaining the elegance of the rooms.

Les bords rectifiés sont arrondis et vieillis, la surface est douce. L'effet léger de microstructure tridimensionnelle favorise un effet vécu tout en conservant l'élégance des pièces.

Die geschliffenen Kanten sind abgerundet und antikisiert, die Oberfläche ist weich. Die leichte dreidimensionale Mikrostruktur-Optik begünstigt eine bewohnte Wirkung bei gleichzeitiger Wahrung der Eleganz der Räume.





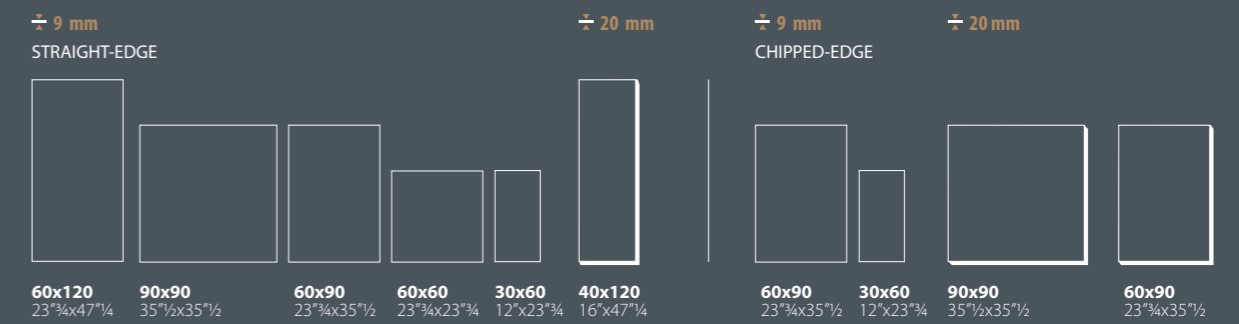
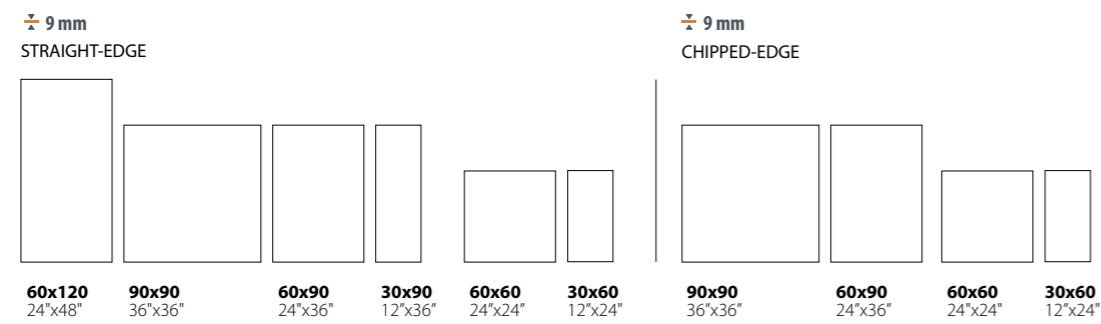
INDOOR - OUTDOOR

L'ampia gamma dei formati, le diverse tipologie di bordi e i vari spessori permettono di trovare soluzioni perfettamente in linea con le moderne esigenze stilistiche e progettuali.

The wide range of sizes and the different edges and thicknesses make it possible to find solutions that fit perfectly the stylistic and design requirements.

La large gamme de tailles et les différents bords et épaisseurs permettent de trouver des solutions qui s'adaptent parfaitement aux exigences stylistiques et de design.

Die große Auswahl an Formaten, die verschiedenen Kantenarten und die unterschiedlichen Dicken ermöglichen es, Lösungen zu finden, die perfekt zu den stilistischen und gestalterischen Anforderungen passen.



STRAIGHT EDGE

Le lastre dai bordi rettificati conferiscono un look elegante e contemporaneo. Questi bordi vengono accompagnati da due finiture: Soft-Grip® e Lappata.

La finitura **Soft-Grip®** si mantiene morbida al tatto ma al tempo stesso conferisce **alte prestazioni per la resistenza allo scivolamento**, sia negli ambienti **interni** sia in quelli **esterni**.

Il laboratorio tecnico di Sichenia ha inoltre verificato l'elevata resistenza superficiale al calpestio di questa superficie, **paragonabile** alla classe **U4** secondo il **Cahier CSTB 3778_V4 10/2020**.

La finitura **lappata** è **riflettente** e permette di esaltare la colorazione naturale della collezione, donando luminosità e un aspetto elegante all'ambiente.

Particolarità di questo bordo è la disponibilità anche nel formato **40x120 20mm**, perfetto per rivestire muretti e realizzare gradini per esterni.

The slabs with rectified edges give a more elegant and contemporary look. These edges come with two finishes: Soft-Grip® and Lappata.

The **Soft-Grip®** finish remains soft to the touch but, at the same time, gives **high performance in terms of slip resistance**, both for **indoor** and **outdoor** environments.

Sichenia's technical laboratory has also verified the high surface resistance to trampling of this surface, **comparable** to class **U4** according to **Cahier CSTB 3778_V4 10/2020**.

The honed finish is **reflective** and enhances the natural color of the collection, giving brightness and an elegant appearance to the environment.

A special feature of this edge is the size **40x120 20mm**, perfect for covering low walls or outdoor steps.

Les dalles aux bords rectifiés donnent un aspect élégant et contemporain. Ces carreaux sont disponibles en deux finitions : Soft-Grip® et Lappata.

La finition **Soft-Grip®** reste douce au toucher mais offre en même temps des **performances élevées** en termes de **résistance au glissement**, tant pour les environnements intérieurs qu'extérieurs.

Le laboratoire technique Sichenia a également vérifié la haute résistance superficielle au piétinement de cette surface, **comparable** à la classe **U4** selon **Cahier CSTB 3778_V4 10/2020**.

La finition lappata est extrêmement réfléchissante et permet de valoriser la couleur naturelle de la collection, en donnant de la luminosité et un aspect élégant à tout l'environnement.

La particularité de cette bordure est qu'elle est également disponible au format **40x120 20mm**, parfait pour recouvrir des murets et réaliser des marches extérieures.

Die Platten mit rektifizierten Kanten verleihen ein eleganteres und zeitgemäßeres Aussehen. Diese Kanten werden von zwei Ausführungen begleitet: Soft-Grip® und Lappata.

Die **Soft-Grip®**-Oberfläche fühlt sich weich an, bietet aber gleichzeitig eine **hohe Rutschfestigkeit**, sowohl für **Innen-** als auch für **Außen** Umgebungen.

Das technische Labor Sichenia hat auch die hohe Trittfestigkeit dieser Oberfläche bestätigt, vergleichbar mit der Klasse **U4** gemäß **Cahier CSTB 3778_V4 10/2020**.

Die "**Lappata**" Oberfläche ist **reflektierend** und ermöglicht es Ihnen, die natürliche Farbe der Kollektion zu verbessern und der Umgebungshelligkeit und ein elegantes Aussehen zu verleihen.

Eine Besonderheit dieser Kante ist, dass sie auch im Format **40x120 20mm** erhältlich ist, das sich perfekt zum Abdecken von niedrigen Mauern und zum Herstellen von Außentritten eignet.



STRAIGHT EDGE

Pavimento . Floor: Bianco 90x90 . 36"x36" Ret - Soft Grip
Rivestimento: Wall tile: Collection Silvis Rovere 20x120 . 8"x48" Fascia Modulo Rete Ret - R10
Collection Art by Sichenia Hanami Blu 60x120 . 24"x48" Ret - Matt





STRAIGHT EDGE

Pavimento . Floor: Beige 90x90 . 36"x36" Ret - Lappato / Collection Pavè Wall Beige 30x90 . 12"x36" Ret - Ribbed
Rivestimento . Wall tile: Beige 30x90 . 12"x36" Ret - Lappato / Collection Pavè Wall 30.90 Beige 30x90 . 12"x36" Ret - Ribbed
Collection Art by Sichenia Hanami White 60x120 . 24"x48" Ret - Matt

CHIPPED EDGE

I bordi anticati, frutto di una lavorazione esclusiva di Sichenia, rievocano ed esaltano l'irregolarità della materia.

Il feeling autentico di una pavimentazione realizzata con un materiale che si ispira alla pietra dai bordi anticati è valorizzato dalla posa multiformato ricca di variazioni cromatiche.

Il bordo chipped offre due tipologie di finitura: Smooth e Grip.

La finitura **Smooth**, morbida al tatto e **lievemente riflettente**, esalta ancora di più l'aspetto innato di stonalizzazione della collezione.

La caratteristica della finitura **Grip** è quella di essere **antiscivolo**, quindi particolarmente indicata nelle applicazioni a pavimento di spazi esterni umidi o bagnati ed è disponibile in due spessori, **10 e 20 mm**.

The antiqued edges are the result of an exclusive Sichenia process, recalling and enhancing the irregularity of the material.

The authentic feeling of a floor covered with a stone-inspired material with antiqued edges is also improved by the multi-format installation and its rich chromatic variations.

The chipped edge offers two finishes: Smooth and Grip.

The **Smooth** finish, soft to the touch and **slightly reflective**, further enhances the innate shade-shading aspect of the collection.

The characteristic of the **Grip** finish is that it is **non-slip**, therefore particularly suitable for floor applications in damp or wet outdoor spaces and is available in two thicknesses: **10 and 20mm**.

Les bords vieillis, résultat d'un procédé exclusif Sichenia, évoquent et mettent en valeur l'irrégularité de la pierre.

La sensation authentique d'un sol réalisé avec un matériau inspiré de la pierre aux bords vieillis est renforcée par l'installation multiformat, riche en variations chromatiques.

Le bord chipped offre deux finitions : Smooth et Grip.

La finition **Smooth**, douce au toucher et **légèrement réfléchissante**, renforce encore l'aspect dégradé inné de la collection.

La caractéristique de la finition **Grip** est qu'elle est **antidérapante**, donc particulièrement adaptée aux applications au sol dans les espaces extérieurs humides ou mouillés, et elle est disponible en deux épaisseurs, **10 et 20 mm**.


Die Antikkanten sind das Ergebnis eines exklusiven Sichenia-Verfahrens, das an die Unregelmäßigkeit des Materials erinnert und es verstärkt.

Das authentische Gefühl eines Bodens aus einem von Stein inspirierten Material mit antikisierten Kanten wird durch die Installation in mehreren Formaten mit vielen Farbvariationen verstärkt.

Die abgebrochene Kante bietet zwei Arten von Finish: Smooth und Grip.


Das "**Smooth**" Finish, das sich weich anfühlt und **leicht reflektierend** ist, verstärkt den angeborenen Aspekt der Schattenschattierung der Kollektion weiter.

Das **Grip**-Finish zeichnet sich durch seine **Rutschfestigkeit** aus und eignet sich daher besonders für Boden Anwendungen in feuchten oder nassen Außenbereichen und ist in zwei Stärken, **10 und 20 mm**, erhältlich.



CHIPPED EDGE

Indoor_Pavimento . Floor: Beige 90x90 . 36"x36" / 60x90 . 24"x36" / 60x60 . 24"x24" / 30x60 . 12"x24" Ret Chipped - Smooth
Outdoor_Pavimento . Floor: Beige 60x90 . 24"x36" Ret Chipped Grip 20mm





CHIPPED EDGE

Indoor_Pavimento . Floor: Beige 90x90 . 36"x36" / 60x90 . 24"x36" / 60x60 . 24"x24" / 30x60 . 12"x24" Ret Chipped - Smooth
Rivestimento . Wall tile: Collection Pavè Wall 30.90 Oro 30x90 . 12"x36" Ret - Ribbed
Outdoor_Pavimento . Floor: Beige 60x90 . 24"x36" Ret Chipped Grip 20mm



CHIPPED EDGE

Indoor_Pavimento . Floor: Grigio 90x90 . 36"x36" Ret Chipped - Smooth
Rivestimento . Wall tile: Collection Tronçais Cognac 26,5x180 . 10"x71" Ret - Matt
Outdoor_Pavimento . Floor: Grigio 60x90 . 36"x36" Ret Chipped Grip
Gradino Costa Retta Grigio 33x60 . 13"x24"x1,5" Ret - Chipped Grip



CHIPPED EDGE

Indoor_Pavimento . Floor: Grigio 90x90 . 36"x36" Ret Chipped - Smooth
Rivestimento . Wall tile: Collection Tronçais Cognac 26,5x180 . 10"x71" Ret - Matt
Outdoor_Pavimento . Floor: Grigio 60x90 . 36"x36" Ret Chipped Grip /
Gradino Costa Retta Grigio 33x60 . 13"x24"x1,5" Ret - Chipped Grip




CHIPPED EDGE

Pavimento . Floor: Oro 90x90 . 36"x36" Ret Chipped - Grip **20mm** / Gradino costa retta Oro 30x90 . 12"x36" Ret - Chipped Grip **20mm**
Angolo Est. Gradino Costa Retta Oro 30x30 . 12"x12" Ret - Chipped Grip **20mm** / Collection Me_tal Pearl 60x120 . 24"x48" Ret - R10
Rivestimento . Wall tile: Collection Silvis Noce 20x120 . 8"x48" Ret - R10 / Collection Pavé Wall 30x90 24"x48" Ret - Ribbed

CHIPPED EDGE

Pavimento . Floor: Oro 90x90 . 36"x36" Ret Chipped - Grip **20mm**
Gradino costa retta Oro 30x90 . 12"x36" Ret - Grip **20mm** / Angolo Est. Gradino Costa Retta Oro 30x30 . 12"x12" Ret - Chipped Grip **20mm**
Collection Me_tal Pearl 60x120 . 25"x48" Ret - R10
Rivestimento . Wall tile: Collection Pavé Wall 30.90 Bianco 30x90 24"x48" Ret - Ribbed






CHIPPED EDGE

Pavimento . Floor: Oro 30x60 . 12"x24" Ret - Soft Grip / Gradino costa retta Oro 33x120 . 13"x48" Ret - Grip **20mm**
Bianco 60x90 . 24"x36" Ret Chipped - Grip **20mm** / Gradino Costa Retta 30x90 . 12"x36" Ret Chipped - Grip **20mm**
Oro 90x90 . 36"x36" Ret Chipped - Grip **20mm**

Rivestimento . Wall tile: Beige Copertina 40x120 . 16"x48" Ret - Grip / Collection Pavé Wall 30.90 Beige 30x90 . 12"x36" Ret - Ribbed

AMBOISE

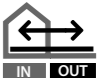
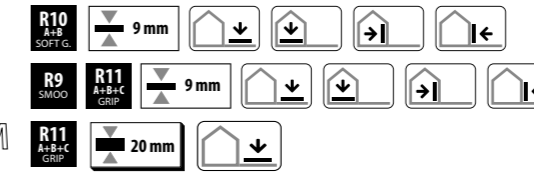
GRES PORCELLANATO . PORCELAIN STONEWARE . GRÈS CÉRAME . FEINSTEINZEUG



STRAIGHT-EDGE

CHIPPED-EDGE

STRAIGHT-EDGE 20MM



BIANCO



BEIGE



ORO



GRIGIO



FORMATI . Sizes . Formats . Formate

Pz x m² x kg x m² x kg x


	90x90 36"x36"	Ret - Soft Grip / Ret - Lappato / Ret - Chipped Smooth	2	1,620	31,760	25	40,500	811
	20 mm Ret Chipped - Grip		1	0,810	35,320	25	20,250	900
	60x120 24"x48"	Ret - Soft Grip	2	1,440	28,080	35	50,400	1000
	60x90 24"x36"	Ret - Soft Grip / Ret - Chipped Smooth Ret Chipped - Grip	3	1,620	30,210	32	51,840	984
		20 mm Ret Chipped - Grip	1	0,540	23,890	45	24,300	1092
	60x60 24"x24"	Ret - Soft Grip / Ret - Chipped Smooth	4	1,440	27,480	30	43,200	843
	40x120 16"x48"	20 mm Ret - Grip	1	0,480	21,070	48	23,040	1028
	30x90 12"x36"	Ret - Lappato	4	1,080	26,000	48	51,840	1248
	30x60 12"x24"	Ret - Soft Grip / Ret - Chipped Smooth / Ret Chipped - Grip	6	1,080	21,510	48	51,840	1002
	30x30 12"x12"	Modulo rete (5x5 . 2"x2") Ret - Matt	4	0,360	7,100	80	28,800	572
	7x60 2,5"x24"	Battiscopa Ret - Soft Grip	15	0,504	13,800	48	24,192	662
	33x120 13"x48"	Gradino costa retta Ret - Soft Grip	2	0,792	19,600	-	-	-
	33x120 13"x48"	Angolo gradino costa retta SX/DX Ret - Soft Grip	1	0,396	10,600	-	-	-
	33x60 13"x24"	Gradino costa retta Ret Chipped - Smooth	2	0,792	19,600	-	-	-
	33x33 13"x13"	Angolo gradino costa retta Ret Chipped - Smooth	4	0,435	9,600	-	-	-
	20x60 8"x24"	Griglia 21 mm Ret - Grip	2	0,240	10,400	-	-	-
	20x60 8"x24"	Angolo Griglia 21 mm Ret - Grip	1	0,200	8,600	-	-	-
	30x90 13"x48"	Gradino costa retta 20 mm Ret Chipped - Grip	1	0,270	12,900	-	-	-
	30x90 13"x48"	Angolo Interno Gradino costa retta 20 mm Ret Chipped - Grip	1	0,450	21,400	-	-	-
	30x30 13"x13"	Angolo Esterno Gradino costa retta 20 mm Ret Chipped - Grip	1	0,090	4,400	-	-	-
	33x120 13"x48"	Gradino costa retta 20 mm Ret - Grip	1	0,480	22,300	-	-	-
	33x120 13"x48"	Angolo Interno Gradino costa retta 20 mm Ret - Grip	1	0,800	36,800	-	-	-
	33x33 13"x13"	Angolo Esterno Gradino costa retta 20 mm Ret - Grip	2	0,217	11,300	-	-	-
	40x120 12"x24"	Copertina 20 mm Ret - Grip	1	0,480	20,900	-	-	-

PEZZI SPECIALI
Special pieces .
Pièces spéciales .
Spezialteile .








Pavimento . Floor: Beige 60x120 . 24"x48" Ret - Soft Grip
Rivestimento . Wall Tile: Collection Pavè Wall 30.90 Beige 30x90 . 12"x36" Ret - Ribbed

AMBOISE STRAIGHT-EDGE








GRES PORCELLANATO . PORCELAIN STONEWARE . GRÈS CÉRAME . FEINSTEINZEUG







BIANCO

						
192781 60x120 . 24"x48" Ret - Soft Grip	192731 90x90 . 36"x36" Ret - Soft Grip	193221 60x90 . 24"x36" Ret - Soft Grip	194051 30x90 . 12"x36" Ret - Lappato	192791 60x60 . 24"x24" Ret - Soft Grip	193541 30x60 . 12"x24" Ret - Soft Grip	192821 30x30 . 12"x12" (5x5 . 2"x2") Modulo rete Ret - Soft Grip
	194041 90x90 . 36"x36" Ret - Lappato					



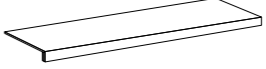

BEIGE

						
192782 60x120 . 24"x48" Ret - Soft Grip	192732 90x90 . 36"x36" Ret - Soft Grip	193222 60x90 . 24"x36" Ret - Soft Grip	194052 30x90 . 12"x36" Ret - Lappato	192792 60x60 . 24"x24" Ret - Soft Grip	193542 30x60 . 12"x24" Ret - Soft Grip	192822 30x30 . 12"x12" (5x5 . 2"x2") Modulo rete Ret - Soft Grip
	194042 90x90 . 36"x36" Ret - Lappato					

PEZZI SPECIALI . SPECIAL PIECES . PIÈCES SPÉCIALES . SPEZIALTEILE

			
Battiscopa 7x60 . 2,5"x24" Ret - Soft Grip 192831 - Bianco	Angolo Gradino Costa Retta SX 33x120 . 13"x48" Ret - Soft Grip 192861 - Bianco	Gradino Costa Retta 33x120 . 13"x48" Ret - Soft Grip 192841 - Bianco	Angolo Gradino Costa Retta DX 33x120 . 13"x48" Ret - Soft Grip 192851 - Bianco

PEZZI SPECIALI . SPECIAL PIECES . PIÈCES SPÉCIALES . SPEZIALTEILE

			
Battiscopa 7x60 . 2,5"x24" Ret - Soft Grip 192832 - Beige	Angolo Gradino Costa Retta SX 33x120 . 13"x48" Ret - Soft Grip 192862 - Beige	Gradino Costa Retta 33x120 . 13"x48" Ret - Soft Grip 192842 - Beige	Angolo Gradino Costa Retta DX 33x120 . 13"x48" Ret - Soft Grip 192852 - Beige








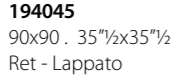
AMBOISE STRAIGHT-EDGE

GRES PORCELLANATO . PORCELAIN STONEWARE . GRÈS CÉRAME . FEINSTEINZEUG





R10 A+B 9mm V3 V4 ORO










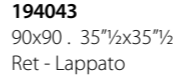
ORO

-  **192785**
60x120 . 24"x48"
Ret - Soft Grip
-  **192735**
90x90 . 36"x36"
Ret - Soft Grip
-  **193225**
60x90 . 24"x36"
Ret - Soft Grip
-  **194055**
30x90 . 12"x36"
Ret - Lappato
-  **192795**
60x60 . 24"x24"
Ret - Soft Grip
-  **193545**
30x60 . 12"x24"
Ret - Soft Grip
-  **192825**
30x30 . 12"x12" (5x5 . 2"x2")
Modulo rete Ret - Soft Grip
-  **194045**
90x90 . 35"½x35"½
Ret - Lappato



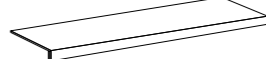
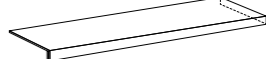
PEZZI SPECIALI . SPECIAL PIECES . PIÈCES SPÉCIALES . SPEZIALTEILE

-  **Battiscopa**
7x60 . 2,5"x24" Ret - Soft Grip
192835 - Oro
-  **Angolo Gradino Costa Retta SX**
33x120 . 13"x48" Ret - Soft Grip
192865 - Oro
-  **Gradino Costa Retta**
33x120 . 13"x48" Ret - Soft Grip
192845 - Oro
-  **Angolo Gradino Costa Retta DX**
33x120 . 13"x48" Ret - Soft Grip
192855 - Oro

GRIGIO


-  **192783**
60x120 . 24"x48"
Ret - Soft Grip
-  **192733**
90x90 . 36"x36"
Ret - Soft Grip
-  **193223**
60x90 . 24"x36"
Ret - Soft Grip
-  **194053**
30x90 . 12"½x36"
Ret - Lappato
-  **192793**
60x60 . 24"x24"
Ret - Soft Grip
-  **193543**
30x60 . 12"x34"
Ret - Soft Grip
-  **192823**
30x30 . 12"x12" (5x5 . 2"x2")
Modulo rete Ret - Soft Grip
-  **194043**
90x90 . 35"½x35"½
Ret - Lappato

PEZZI SPECIALI . SPECIAL PIECES . PIÈCES SPÉCIALES . SPEZIALTEILE


-  **Battiscopa**
7x60 . 2,5"x24" Ret - Soft Grip
192833 - Grigio
-  **Angolo Gradino Costa Retta SX**
33x120 . 13"x49" Ret - Soft Grip
192863 - Grigio
-  **Gradino Costa Retta**
33x120 . 13"x48" Ret - Soft Grip
192843 - Grigio
-  **Angolo Gradino Costa Retta DX**
33x120 . 13"x48" Ret - Soft Grip
192853 - Grigio

AMBOISE CHIPPED-EDGE

GRES PORCELLANATO . PORCELAIN STONEWARE . GRÈS CÉRAME . FEINSTEINZEUG




BIANCO



193241
90x90 . 36"x36"
Ret Chipped - Smooth



192641
60x90 . 24"x36"
Ret Chipped - Smooth



192661
60x60 . 24"x24"
Ret Chipped - Smooth



192691
30x60 . 12"x24"
Ret Chipped - Smooth


193521
60x90 . 24"x36"
Ret Chipped - Grip R11 A+B+C



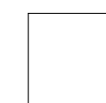
BEIGE



193242
90x90 . 36"x36" Ret
Chipped - Smooth



192642
60x90 . 24"x36"
Ret Chipped - Smooth



192662
60x60 . 24"x24"
Ret Chipped - Smooth



192692
30x60 . 12"x24"
Ret Chipped - Smooth

193522
60x90 . 24"x36"
Ret Chipped - Grip R11 A+B+C

192702
30x60 . 12"x24"
Ret Chipped - Grip R11 A+B+C

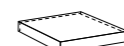
PEZZI SPECIALI . SPECIAL PIECES . PIÈCES SPÉCIALES . SPEZIALTEILE



Battiscopa
7x60 . 2,5"x24" Ret - Soft Grip
192831 - Bianco



Gradino Costa Retta
33x60x4 . 13"x24"x1,5" Ret - Chipped Smooth
194401 - Bianco



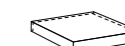
Angolo Gradino Costa Retta
33x33x4 . 13"x13"x1,5" Ret - Chipped Smooth
194411 - Bianco



Battiscopa
7x60 . 2,5"x24" Ret - Soft Grip
192832 - Beige



Gradino Costa Retta
33x60x4 . 13"x24"x1,5" Ret - Chipped Smooth
194402 - Beige




Angolo Gradino Costa Retta
33x33x4 . 13"x13"x1,5" Ret - Chipped Smooth
194412 - Beige

AMBOISE CHIPPED-EDGE

GRES PORCELLANATO . PORCELAIN STONEWARE . GRÈS CÉRAME . FEINSTEINZEUG




ORO



193245
90x90 . 36"x36"
Ret Chipped - Smooth



192645
60x90 . 24"x36"
Ret Chipped - Smooth



192665
60x60 . 24"x24"
Ret Chipped - Smooth



192695
30x60 . 12"x24"
Ret Chipped - Smooth

193525
60x90 . 24"x36"
Ret Chipped - Grip R11 A+B+C




GRIGIO



193243
90x90 . 36"x36"
Ret Chipped - Smooth



192643
60x90 . 24"x36"
Ret Chipped - Smooth



192663
60x60 . 24"x24"
Ret Chipped - Smooth



192693
30x60 . 12"x24"
Ret Chipped - Smooth

193523
60x90 . 24"x36"
Ret Chipped - Grip R11 A+B+C

192703
30x60 . 12"x24"
Ret Chipped - Grip R11 A+B+C

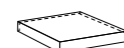
PEZZI SPECIALI . SPECIAL PIECES . PIÈCES SPÉCIALES . SPEZIALTEILE



Battiscopa
7x60 . 2,5"x24" Ret Soft - Grip
192835 - Oro



Gradino Costa Retta
33x60x4 . 13"x24"x1,5" Ret - Chipped Smooth
194405 - Oro



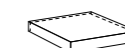
Angolo Gradino Costa Retta
33x33x4 . 13"x13"x1,5" Ret - Chipped Smooth
194415 - Oro



Battiscopa
7x60 . 2,5"x24" Ret Soft - Grip
192833 - Grigio



Gradino Costa Retta
33x60x4 . 13"x24"x1,5" Ret - Chipped Smooth
194403 - Grigio



Angolo Gradino Costa Retta
33x33x4 . 13"x13"x1,5" Ret - Chipped Smooth
194413 - Grigio

AMBOISE CHIPPED-EDGE 20MM



BIANCO



192881 - 60x90 . 24"x36" Ret Chipped - Grip



192901 - 90x90 . 36"x36" Ret Chipped - Grip

BEIGE



192882 - 60x90 . 24"x36" Ret Chipped - Grip



192902 - 90x90 . 36"x36" Ret Chipped - Grip

ORO



192885 - 60x90 . 24"x36" Ret Chipped - Grip



192905 - 90x90 . 36"x36" Ret Chipped - Grip

GRIGIO

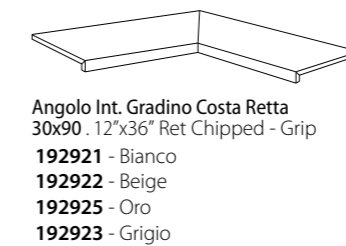


192883 - 60x90 . 24"x36" Ret Chipped - Grip



192903 - 90x90 . 36"x36" Ret Chipped - Grip

PEZZI SPECIALI . SPECIAL PIECES PIÈCES SPÉCIALES . SPEZIALTEILE



AMBOISE STRAIGHT-EDGE 20MM



BEIGE



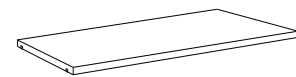
193862 40x120 . 16"x48" Ret - Grip

GRIGIO

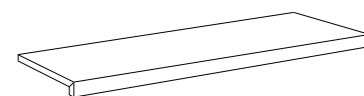


193863 40x120 . 16"x48" Ret - Grip

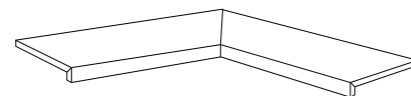
PEZZI SPECIALI . SPECIAL PIECES PIÈCES SPÉCIALES . SPEZIALTEILE



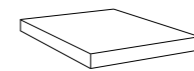
Copertina
40x120 . 16"x47"¹/₄ Ret - Grip
194372 - Beige
194373 - Grigio




Gradino costa retta
33x120 . 13"x47"¹/₄ Ret - Grip
193872 - Beige
193873 - Grigio

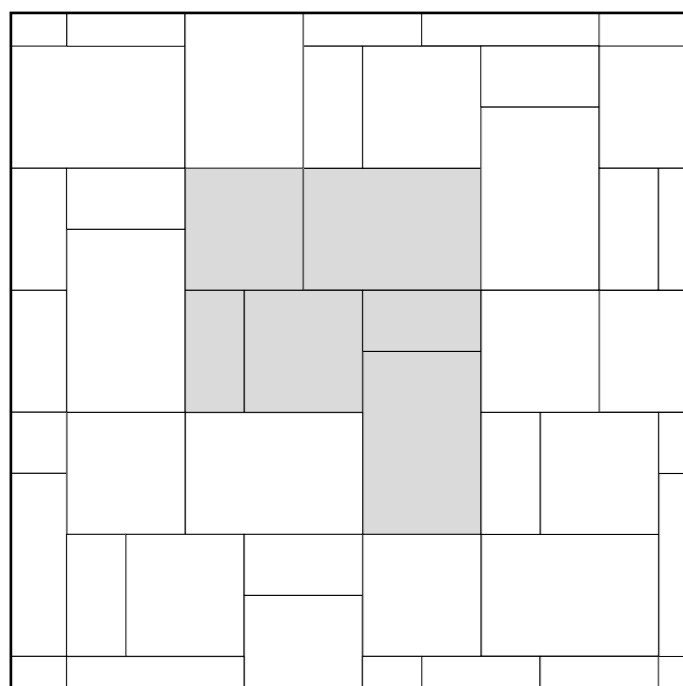


Angolo Interno Gradino costa retta
33x120 . 13"x47"¹/₄ Ret - Grip
193882 - Beige
193883 - Grigio

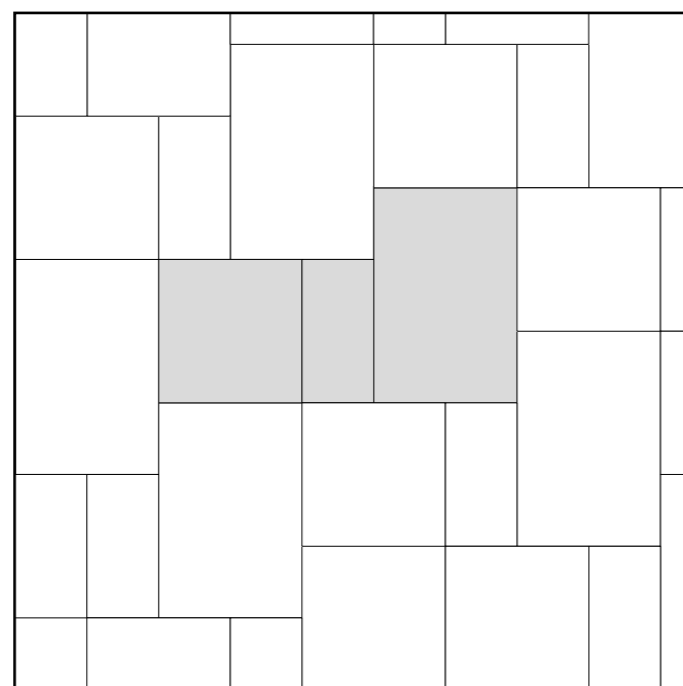


Angolo Esterno Gradino costa retta
33x33 . 13"x13" Ret - Grip
193892 - Beige
193893 - Grigio

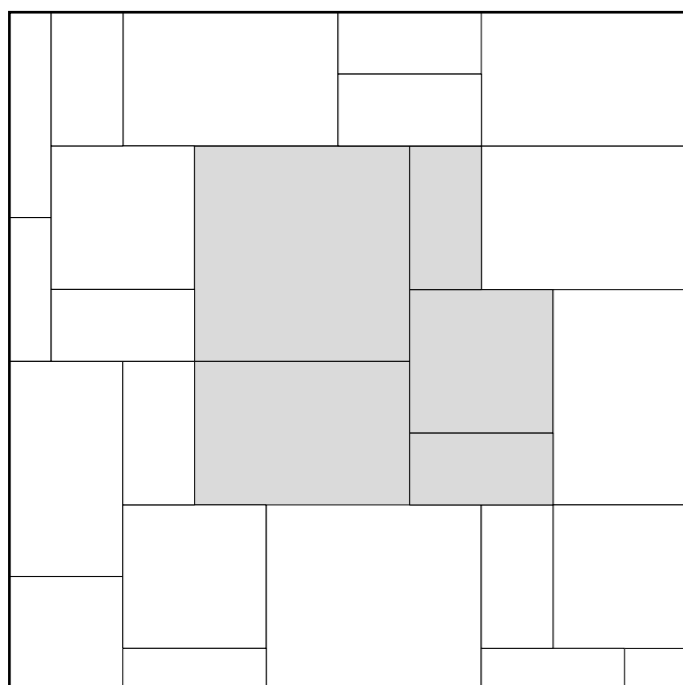




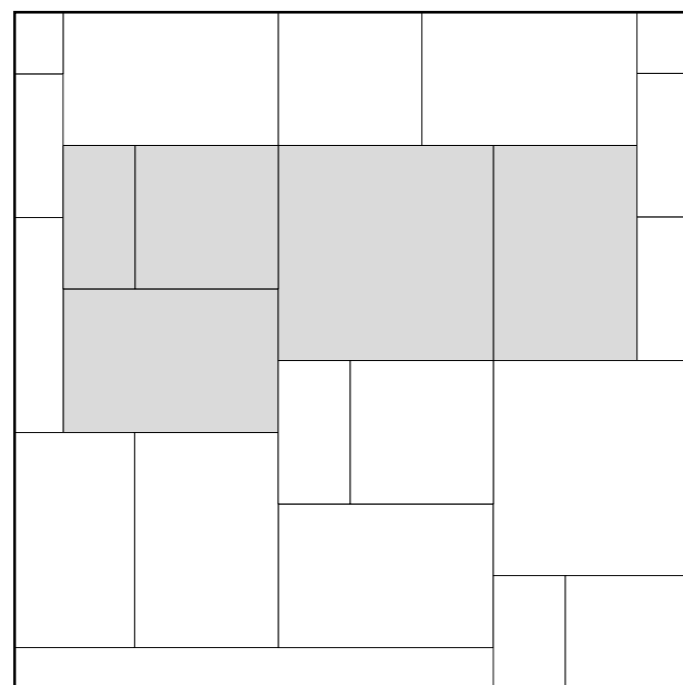
SP03F48
60x90 = 50% / 60x60 = 33,33% / 30x60 = 16,67%



SP03F46
60x90 = 50% / 60x60 = 33,33% / 30x60 = 16,67%



SP04F29
90x90 = 39,13% / 60x90 = 26,09% / 60x60 = 17,39% / 30x60 = 17,39%




SP04F30
90x90 = 33,33% / 60x90 = 44,44% / 60x60 = 14,81% / 30x60 = 7,41%

Nella posa modulare è obbligatoria la fuga di 2 mm.
The installation of modular sizes require a joint of 2 mm.
La pose modulaire exige obligatoirement un joint de 2 mm.
Die Modulare-Verlegung bedarf 2 mm Fuge.

DESTINAZIONI D'USO CONSIGLIATE

Examples of applications suggested . Domaines d'utilisation conseillés . Empfohlene Anwendungsbereiche



DESTINAZIONI D'USO CONSIGLIATE 20MM

Examples of applications suggested 20mm . Domaines d'utilisation conseillés 20mm . Empfohlene Anwendungsbereiche 20mm



SVILUPPO GRAFICO

Patterns

	STRAIGHT - EDGE	CHIPPED - EDGE	VINTAGE - EDGE
V3	90x90 20 Facce differenti / Different Patterns	90x90 20 Facce differenti / Different Patterns	60x90 24 Facce differenti / Different Patterns
	60x120 20 Facce differenti / Different Patterns	60x90 24 Facce differenti / Different Patterns	60x60 33 Facce differenti / Different Patterns
	60x90 24 Facce differenti / Different Patterns	60x60 33 Facce differenti / Different Patterns	30x60 66 Facce differenti / Different Patterns
	60x60 33 Facce differenti / Different Patterns	30x60 66 Facce differenti / Different Patterns	
	30x60 66 Facce differenti / Different Patterns		
	40x120 15 Facce differenti / Different Patterns		

PIASTRELLE IN GRES PORCELLANATO - PORCELAIN STONEWARE TILES
 Conforme alla norma EN 1441 1 Appendice G gruppo Bla Conforme alla norma ISO 13006 Appendice G gruppo Bla
 Compliant with standards EN 14411 annex G group Bla Compliant with standards ISO 13006 annex G group Bla

Spessore 10mm . 20mm . Thickness 10mm . 20mm

CATTERISTICHE TECNICHE

Technical features	Norma Standard	Valore prescritto dalle norme Values required by the standard	Valore Sichenia Sichenia values			
			Lappato	R9 Smooth	R10 Soft Grip	R11 Grip
Lunghezza e larghezza Length and width	UNI EN ISO 10545/2	Rettificato . Rectified ± 0,3 % (max ± 1 mm)	Conforme Compliant	Conforme Compliant	Conforme Compliant	Conforme Compliant
Spessore Thickness	UNI EN ISO 10545/2	Rettificato . Rectified ± 5 % (max ± 0,5 mm)	Conforme Compliant	Conforme Compliant	Conforme Compliant	Conforme Compliant
Rettilinearità spigoli Warpages of edges	UNI EN ISO 10545/2	Rettificato . Rectified ± 0,3 % (max ± 0,8 mm)	Conforme Compliant	Conforme Compliant	Conforme Compliant	Conforme Compliant
Ortogonalità Wedging	UNI EN ISO 10545/2	Rettificato . Rectified ± 0,3 % (max ± 1,5 mm)	Conforme Compliant	Conforme Compliant	Conforme Compliant	Conforme Compliant
Planarità Flatness	UNI EN ISO 10545/2	Rettificato . Rectified ± 0,4 % (max ± 1,8 mm)	Conforme Compliant	Conforme Compliant	Conforme Compliant	Conforme Compliant
Assorbimento % d'acqua Water absorption	UNI EN ISO 10545/3	≤ 0,5 %	≤ 0,1 %	≤ 0,1 %	≤ 0,1 %	≤ 0,1 %
Resistenza alla flessione Bending strength	UNI EN ISO 10545/4	≥ 35 N/mm ²	Conforme Compliant	Conforme Compliant	Conforme Compliant	Conforme Compliant
Resistenza Abrasione profonda Resistance to deep abrasion	UNI EN ISO 10545-6	≤ 175 mm ³	≤ 140 mm ³	≤ 140 mm ³	≤ 140 mm ³	≤ 140 mm ³
Sforzo di rottura Breaking strength	UNI EN ISO 10545/4	≥ 1300 N	Conforme Compliant	Conforme Compliant	Conforme Compliant	Conforme Compliant
PEI - Resistenza all'abrasione superficiale PEI - Resistance to surface abrasion	UNI EN ISO 10545/7		-	-	Classe 4	-
Dilatazione termica lineare tra 20° e 100° C Linear thermal expansion between 20° and 100° C	UNI EN ISO 10545/8		< 9,0x10 ⁻⁶ K ⁻¹	< 9,0x10 ⁻⁶ K ⁻¹	< 9,0x10 ⁻⁶ K ⁻¹	< 9,0x10 ⁻⁶ K ⁻¹
Resistenza agli sbalzi termici Thermal shock resistance	UNI EN ISO 10545/9	Test superato in accordo con ISO 10545-1 Pass according to EN ISO 10545-1	Nessuna alterazione No alteration	Nessuna alterazione No alteration	Nessuna alterazione No alteration	Nessuna alterazione No alteration
Resistenza al gelo Frost resistance	UNI EN ISO 10545/12	Test superato in accordo con ISO 10545-1 Pass according to EN ISO 10545-1	Nessuna alterazione No alteration	Nessuna alterazione No alteration	Nessuna alterazione No alteration	Nessuna alterazione No alteration
Resistenza alle macchie Resistance to staining	UNI EN ISO 10545/14	Classe dichiarata Declared Class	5 resistente . resistant	5 resistente . resistant	5 resistente . resistant	5 resistente . resistant
Resistenza ai prodotti chimici di uso domestico e agli additivi per piscina Resistance to household chemicals and swimming pool salts		Classe minima B Minimum Class B	A	A	A	A
Resistenza a basse concentrazioni di acidi e alcali Resistance to low concentrations of acids and alkalis	UNI EN ISO 10545/13	Classe dichiarata Declared Class	LA	LA	LA	LA
Resistenza ad alte concentrazioni di acidi e alcali Resistance to high concentrations of acids and alkalis		Classe dichiarata Declared Class	HA	HA	HA	HA
Metodo della rampa "calzato" Shod Ramp Test	DIN 51130	Valore dichiarato Declared value	-	R9	R10	R11
Metodo della rampa a piedi nudi Barefoot Ramp Test	DIN 51097	Valore dichiarato Declared value	-	-	A+B	A+B+C
	AS/NZS 4586	Declared Classification of the new pedestrian surface materials according to the Pendulum Test	-	-	P3	P4
Metodo del Pendolo Pendulum Friction Test	BS 7976	PTV ≥ 36 classifies the surface as "low slip risk"	-	-	≥ 36 Wet	≥ 36 Wet
	UNE-ENV 12633	Valore dichiarato Declared value	-	-	Classe C2	Classe C3
Coefficiente di attrito Coefficient of friction (COF)	B.C.R.A Rep. CEC/81	D. M. 236/89 del 14/06/89 μ > 0,40 per elemento scivolante cuolo su pavimentazione asciutta μ > 0,40 per elemento scivolante gomma dura su pavimentazione bagnata	-	-	> 0,40 Asciutto > 0,40 Bagnato	> 0,40 Asciutto > 0,40 Bagnato
Coefficiente di attrito dinamico Dynamic coefficient of friction (DCOF)	ANSI A 326.3. 2017	ANSIA 326.3. 2017 Requires a minimum value of 0.42 for level interior space expected to be walked upon when wet.	-	-	≥ 0,42 Wet	≥ 0,62 Wet
Stonalizzazione Shading			V3 V4 Oro	V3 V4 Oro	V3 V4 Oro	V3 V4 Oro
Fuga consigliata (*) Recommended joint	Indoor	≥ 2 mm				
	Outdoor	≥ 5 mm				

* Salvo diversa indicazione dei Codici di Posa Nazionali. La larghezza delle fughe deve comunque essere decisa dalla Direzione Lavori.
 * The width of grout joints must be established by the installation supervisor, unless grout widths are regulated by national laying standards.

La riproduzione, la pubblicazione, e la distribuzione, totale o parziale, di tutto il materiale originale contenuto in questo documento sono espressamente vietate in assenza di autorizzazione da parte di Sichenia.
 Sichenia si riserva di modificare i prodotti senza preavviso, declinando ogni responsabilità relativa a danni diretti o indiretti derivanti da tali modifiche.
 I colori e le caratteristiche estetiche dei materiali illustrati nel presente catalogo sono da ritenersi puramente indicativi.
 Per le informazioni e i dati relativi ai codici, imballaggi e pesi occorre sempre consultare l'ultimo listino aggiornato e in vigore.

The reproduction, publication, and distribution, total or partial, of all the original material contained herein is expressly prohibited without the prior consent of Sichenia.
 Sichenia reserves the right to make changes to the products without notice, and shall not be liable for any direct or indirect damages arising from any changes.
 The colours and the aesthetic characteristics of the products shown in this catalogue are purely illustrative.
 For information and data concerning codes, packaging and weight always refer to the last updated price list in force.

La reproduction, la publication et la distribution, totales ou partielles, de tout le matériel original contenu dans ce document sont expressément interdites sans l'autorisation de Sichenia.
 Sichenia se réserve la faculté de modifier les produits sans préavis, en déclinant toute responsabilité relative à des dommages directs ou indirects dérivant d'éventuelles modifications.
 Les couleurs et les caractéristiques esthétiques du matériel illustré dans ce catalogue sont fournis à titre purement indicatif.
 Pour les informations et les données relatives aux codes, aux emballages et aux poids, il est toujours nécessaire de consulter le dernier tarif mis à jour et en vigueur.

Die vollständige oder auszugsweise Vervielfältigung, Veröffentlichung und Verbreitung des gesamten, in diesem Dokument enthaltenen Originalmaterials, ist ohne Genehmigung der Firma Sichenia ausdrücklich untersagt.
 Sichenia behält sich das Recht vor, die Produkte ohne vorherige Ankündigung zu ändern und haftet nicht für direkte oder indirekte, durch eventuelle Änderungen verursachte Schäden.
 Die Farben und ästhetischen Merkmale des im vorliegenden Katalogs abgebildeten Materials sind rein zur Information und nicht bindend.
 Für Informationen zu den Daten der Codenummern, Verpackungen und Gewichten siehe immer die neuste, jeweils gültige Preisliste.

MADE IN ITALY





Sichenia Gruppo Ceramiche S.p.A.

Via Toscana, 12 - 41049 Sassuolo (Modena) - Italy
Tel. +39 0536.81.84.11 - Fax Italia +39 0536.81.01.05 / export +39 0536.80.08.15

info@sichenia.it - www.sichenia.it

